















## Chestnut Class Curriculum Map Term 3

English: Writing 	English: Reading 	Phonics 	Maths 	Science 	Geography 
<b>Key writing skills</b> <ul style="list-style-type: none"> <li>Applying phonics when spelling</li> <li>Using finger spaces between words</li> <li>Using a capital letter at the start of a sentence</li> <li>Identifying different sentence writing skills e.g. similes, adjectives and onomatopoeia, based on The Write Stuff</li> <li>Punctuating sentences with either full stops, exclamation marks or question marks</li> <li>Using the prefix 'un' to change the meaning of words</li> <li>Using the suffix 'ed'</li> <li>Joining words with 'and' and 'but'</li> </ul> <b>We are writing</b> <ul style="list-style-type: none"> <li>Adventure narratives linked to our class book <i>'Lost and Found'</i> by Oliver Jeffers.</li> </ul>	<b>Books we will read</b> <ul style="list-style-type: none"> <li><i>Lost and Found</i></li> </ul> <b>Poems we will read</b> <ul style="list-style-type: none"> <li>A daily seasonal poem from the anthology: The Seed that Grew The Tree</li> </ul> <b>Additional texts</b> <ul style="list-style-type: none"> <li>Guided reading books linked to specific phonics and reading targets</li> </ul>	<b>Phonics focus</b> <ul style="list-style-type: none"> <li>Learning and applying Phase 5 alternative sounds</li> <li>Recognising and spelling common exception words</li> <li>Embedding previously taught sounds and Phase 5 sounds in word and sentence writing</li> </ul>	<b>Addition and Subtraction</b> <ul style="list-style-type: none"> <li>Building on Number Sense skills</li> <li>making and breaking number bonds to 10</li> <li>adding 'one more and one less</li> <li>Using part-whole models for addition and subtraction</li> </ul> <b>Place Value (within 20)</b> <ul style="list-style-type: none"> <li>Count within 20, compare and order numbers to 20</li> <li>1 more and 1 less within 20</li> <li>Using a number line to 20</li> <li>Estimating on a number line</li> </ul>	<b>Seasonal Change</b> <ul style="list-style-type: none"> <li>Naming the four seasons and identifying the months in the year when they occur</li> <li>Describing the weather in each season of the year</li> <li>Describing the differences of each season</li> </ul> <b>Working Scientifically</b> <ul style="list-style-type: none"> <li>Collecting and recording information about local weather over time</li> </ul>	<b>Poles Apart!</b> <ul style="list-style-type: none"> <li>Identifying the equator, North/South Pole</li> <li>Using a globe, map and atlas</li> <li>Finding out how the equator affects climate</li> <li>Using a compass and outdoor navigation</li> <li>Comparing physical features/animals</li> </ul> <b>Observing Seasonal Change</b> <ul style="list-style-type: none"> <li>Observing and recording changes in our school's natural environment including our special tree</li> </ul>
Music 	PE 	Computing 	PSHE 	RE 	Art/DT 
<b>Pulse and Rhythm</b> <ul style="list-style-type: none"> <li>Using voice and hands to make music</li> <li>Clap and play percussion instruments in time to music</li> <li>Play simple rhythms on a percussion instrument</li> <li>listen and repeat short rhythmic patterns</li> <li>Understand the difference between pulse and rhythm</li> </ul>	<b>Fundamental skills</b> <ul style="list-style-type: none"> <li>Develop agility, balance and coordination with sprinting, jogging, throwing etc</li> </ul> <b>Gymnastics</b> <ul style="list-style-type: none"> <li>Develop key skills i.e. travelling skills, shapes, balance and forward rolls</li> </ul>	<b>Internet Safety</b> <ul style="list-style-type: none"> <li>What can we trust online?</li> </ul>	<b>Dreams and goals</b> <ul style="list-style-type: none"> <li>Setting simple goals</li> <li>Work out how to achieve it</li> <li>Tackle a new challenge</li> <li>Identify obstacles and work out how to overcome them</li> <li>Explain success with new challenge</li> </ul>	<b>Judaism</b> <ul style="list-style-type: none"> <li>Incarnation</li> </ul>	<b>Structures</b> <ul style="list-style-type: none"> <li>To create a stable structure</li> <li>to use tools and equipment</li> <li>to join parts of the structure</li> <li>to evaluate the structure</li> </ul>