










Chestnut Class Home Learning Grid **Week Beginning: 18<sup>th</sup> May**



**This Week's Story: Lila and the Secret of Rain**

YouTube link to the story:  
<https://youtu.be/sm5D7Mrxm5o>

- English tasks are **in green** and need to be completed daily and in order.
- Daily phonics or handwriting will be set on Seesaw as an activity.
- Spellings will be set on Purple Mash and accessed via the '2 Do's'
- Maths tasks are **in blue** and need to be completed daily and in order.
- Topic activities are available on the 'choice board'. They can be completed in any order. Pick one a day.
- **Remember read daily-** You have your own Phonic Bug login where books and games have been assigned to you, plus additional online book links to Big Cat Collins and EPIC!

	Monday	Tuesday	Wednesday	Thursday	Friday
<b>English</b>	<p><b>A postcard from Kenya</b>                      Imagine you are visiting Lila in Kenya. Can you write a postcard to a friend telling them about your adventure?                      Think about:                      What has the weather been like?                      What/who have you seen?                      What have you done?</p>  <p>Write two sentences using capital letters and full stops.</p>  <p>Write three sentences using capital letters and full stops.</p>  <p>As above. Write about how it is different from life at home.</p>	<p><b>My happiest memory!</b>                      Lila describes her memories throughout the story. Can you tell us what your happiest memory is?</p>  <p>Write two sentences describing your happiest memory.</p>  <p>Write three sentences. Think about how it made you feel.</p>  <p>Write five sentences. Can you use five adjectives to make your description more interesting?</p>	<p><b>Final Creative Task of the Term!</b>                      Look at the 'Show what you know about Africa' poster. It's your job to teach us what you have learnt, try to include some form of writing with it but get as creative as you like! Below are two activities you might like to do...</p> <p><b>Create a Poster!</b>                      Design a poster or information booklet showing us all the facts you have learnt about Kenya, Africa or Safari Animals! You can use pictures and/or sentences to present your ideas. Take your time and make it colourful!</p> <p><b>My African Country!</b>                      Can you design your own African country? Draw a picture of your country and tell us:                      What would it be called?                      What animals would live there?                      What food would there be?                      What type of people would live there?                      What human and physical features would it have?</p> <p>Write in full sentences where you can.</p>		<p><b>Fantastic Friday!</b>                      Use today to catch up on any outstanding work from this week.</p> <p>You might also like to try one of these wellbeing activities:</p> <p><b>My Proud Cloud</b></p>  <p>Make a proud cloud. Draw a big cloud shape on a piece of paper and fill it with things that you are proud of.</p> <p><b>A Natural Masterpiece</b></p> 
<b>Maths</b>	<p><b>Making Number Bonds</b>                      An introductory lesson and activities will be uploaded to Seesaw on the day.</p>	<p><b>Fact Families</b>                      An introductory lesson and activities will be uploaded to Seesaw on the day.</p>	<p><b>Part-Whole Model</b>                      An introductory lesson and activities will be uploaded to Seesaw on the day.</p>	<p><b>Adding and Counting</b>                      An introductory lesson and activities will be uploaded to Seesaw on the day.</p>	<p>Create a picture using different natural resources you can find outside. You could create an animal picture or even a self-portrait!</p>

**This week's inspirational quote comes from Winnie the Pooh:**  
*"The things that make me different are the things that make me ME."*