

Chestnut Class Home Learning Grid **Week Beginning: 27th April**









This Week's Theme: The Lion King

YouTube link to the story:
<https://www.youtube.com/watch?v=Pnu-ps0Rbe-I>

You might also like to watch the film version if you have a copy of it. (Disney+ has a free trial for 7 days)

- English tasks are **in green** and need to be completed daily and in order.
- Daily phonics or handwriting will be set on Seesaw as an activity.
- Spellings will be set on Purple Mash and accessed via the '2 Do's'
- Maths tasks are **in orange** and need to be completed daily and in order.
- - Maths resources will be uploaded to Seesaw as an activity.
- The topic activities **in blue** can be completed in any order. Pick one a day.
- **Remember read daily**- You have your own Phonic Bug login where books and games have been assigned to you, plus the additional online book links to Big Cat Collins and EPIC!

	Monday	Tuesday	Wednesday	Thursday	Friday
English	<p>Can you write a book/ film review of The Lion King?</p> <p>Consider these questions: What happened in the story? What is your favourite part of the book/ film? Who is your favourite character and why? Why should we read this story/ watch this film?</p>	<p>Write a diary entry about Simba's adventure.</p> <p>Pick one of the key moments of the story and write about what Simba might be thinking and feeling.</p> <p>You might like to use one of the songs to inspire you e.g. 'I just can't wait to be king'.</p>	<p>Create a story map of the key moments in The Lion King.</p> <p>You might like to draw each scene (aim for 4-6) and write a sentence about what is happening.</p>	<p>A famous director has chosen you to re-tell the story of The Lion King! However, he would like you to alter the story.</p> <p>Can you plan out an alternative version of The Lion King? You might like to only change the ending or alter the whole story.</p> <p>Consider the characters, plot, and themes in your re-telling.</p>	<p>Write your alternative version of The Lion King.</p> <p>Use your plan from yesterday to write an alternative version of The Lion King.</p> <p>Consider the characters, plot and themes in your re-telling.</p>
Maths	<p>Compare Capacity</p> <p>An introductory lesson and activities will be uploaded to Seesaw on the day.</p>	<p>Count in 10s</p> <p>An introductory lesson and activities will be uploaded to Seesaw on the day.</p>	<p>Make equal groups</p> <p>An introductory lesson and activities will be uploaded to Seesaw on the day.</p>	<p>Add equal groups</p> <p>An introductory lesson and activities will be uploaded to Seesaw on the day.</p>	<p>Make arrays</p> <p>An introductory lesson and activities will be uploaded to Seesaw on the day.</p>
Topic	<p> Geography</p> <p>Exploring Africa!</p> <p>Watch the National Geographic Kids video all about Africa (available on Seesaw as an activity).</p> <p>Can you record three key facts about the continent?</p>	<p> Science</p> <p>Name and group safari animals by what they eat.</p> <p>Can you spot the carnivores, omnivores and herbivores? What do those terms mean?</p> <p>You can either complete the activity on Seesaw or paper.</p>	<p> PSHE</p> <p>Think about the characters in The Lion King and consider the following questions:</p> <p>How do the characters show friendship? What are the qualities of a friend? What things do you do to help your friends/ family?</p>	<p> History</p> <p>Who is Walt Disney?</p> <p>Watch the video PowerPoint on Seesaw about Walt Disney. Think about the questions at the end of the video.</p>	<p> Art/ DT</p> <p>Design an animal mask that you could use to perform your story. You might also like to make this.</p> <p>OR</p> <p> Music/ PE</p> <p>Create either a song or dance that you could use in your show.</p>

This week's inspirational quote comes from Walt Disney:

"All our dreams can come true, if we have the courage to pursue them."