








<div>  <p><b>This week's Story: Rumble in the Jungle</b></p> <p>YouTube link to the story:  <a href="https://www.youtube.com/watch?v=D2-O1lkCzpM">https://www.youtube.com/watch?v=D2-O1lkCzpM</a> </p> </div>					
	<b>Monday</b>	<b>Tuesday</b>	<b>Wednesday</b>	<b>Thursday</b>	<b>Friday</b>
<b>English</b>	<p><b>Choose an animal from the story. Can you create a fact file about that animal?</b></p> <p><i>Think about:</i>            What does it look like?            Personality?            What does it like to eat?            Where does it live?</p>	<p><b>Think about what you might see and hear in the jungle. Write a short description on this.</b></p> <p><i>E.g.</i>            I can hear a gorilla beating his chest loudly.            I can see a tall giraffe eating leaves.</p> <p><b>Extension-</b> Can you use more WOW adjectives (describing words) to make your writing more descriptive?</p>	<p><b>Design your own animal! Be as creative as you like. Can you label the body parts of your new animal and write a sentence about them?</b></p> <p><i>E.g. My animal has a long neck so he can reach high places.</i></p>	<p><b>Create a short poem about your new animal.</b></p> <p><i>Refer back to the story to help you with the structure.</i></p>	<p><b>Imagine you have adopted your new animal as a pet! Can you write some instructions for how to take care of them?</b></p> <p><i>E.g.</i>            1. Feed my animal at 8am.            2. Play with my animal at 2pm.            3. Put him to bed at 7pm.</p> <p><b>Extension-</b> Add more description to your instructions e.g. what food does he eat?</p>
<b>Maths</b>	<p><b>Introducing weight and mass</b></p> <p>An introductory lesson and activities will be uploaded to SeeSaw on the day.</p>	<p><b>Measuring Mass</b></p> <p>An introductory lesson and activities will be uploaded to SeeSaw on the day.</p>	<p><b>Comparing Mass</b></p> <p>An introductory lesson and activities will be uploaded to SeeSaw on the day.</p>	<p><b>Introducing capacity and volume</b></p> <p>An introductory lesson and activities will be uploaded to SeeSaw on the day.</p>	<p><b>Measuring capacity</b></p> <p>An introductory lesson and activities will be uploaded to SeeSaw on the day.</p>
<b>Topic</b>	<p> <b>Music</b></p> <p><b>Create a piece of music that reflects the sounds you might find in the jungle.</b></p> <p>You could use your voice, clap or instruments if you have them.</p> <p><b>Can you make up your own song about a jungle animal?</b></p>	<p> <b>Science</b></p> <p><b>Can you identify and name the animals shown in the pictures?</b></p> <p>This will be an activity set on SeeSaw.</p>	<p> <b>Art/DT</b></p> <p><b>Design and make your own animal!</b></p> <p>You could draw and colour your animal or even use different materials to make it 3D! Be as creative as you like.</p>	<p> <b>PE</b></p> <p><b>Create a dance of how your animal might move through the jungle.</b></p> <p>Film it and show us on SeeSaw!</p>	<p> <b>Computing</b></p> <p><b>Design the habitat (where your animal lives) on Purple Mash.</b></p> <p> <b>Geography</b></p> <p>On your habitat picture, identify the physical (natural not man-made) features you might find in the jungle.  <i>E.g. river</i></p>

This week's inspirational quote comes from A.A. Milne/Christopher Robin.

**"You're braver than you believe, and stronger than you seem, and smarter than you think."**