













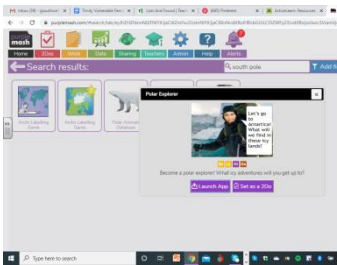


Story/Clip	English: Writing 	English: Reading 	Maths 
<p>Lost and Found by Oliver Jeffers</p> <p>https://www.youtube.com/watch?v=cRAAQ8EWzig</p> 	<p>List things that the boy and the penguin would take in their suitcases.</p> <ul style="list-style-type: none"> Check the items off and see if they have forgotten vital items - for example, have they brought food? If they wanted to bring a phone, how will they get a signal? How will they charge it? If they offer water, ask them "why would I need that? Can't I just drink the sea?" - assess whether they know if human beings can drink salt water and explore it with them. <p>With a parent or sibling, role play the boy and the penguin rowing the boat. What stories might the boy be telling?</p> <p>Make a poster, explain that they have found the penguin, just in case someone is looking for him.</p> <p>Now that you have reached the South Pole, you need to send a postcard home to your mum or dad. Tell them what you see. What do you smell? What's the weather like? What have you done?</p> <p>New Activity: Can you write a set of instructions on how to make a rowing boat?</p> <p>Step 1: Get some wood Step 2: Get a sail Step 3: Get 2 bits of wood and turn them into oars</p>	<p>Lost and found by Oliver Jeffers</p> <p>The Emperor's Egg https://www.youtube.com/watch?v=nQHaPPNr6zc</p> <p>This floats, that sinks (phonic bug)</p> <p>Summer Storm (Phonic Bug)</p> <p>Winter (Phonic Bug)</p> <p>Fantastic Fish (Phonic Bug)</p> <p>Go Boat Go (Phonic Bug)</p> <p>https://www.bbc.co.uk/cbeebies/radio/old-jacks-boat-the-lost-penguin (Podcast)</p> <p>https://www.bbc.co.uk/cbeebies/radio/andys-sound-adventures-antarctic (Podcast)</p>	<p>If you have an ice cube rack with 10 spaces, this can be used as a 10's frame. Ask the children to fill the rack with objects. Then ask them to take some away. How many do you have left? Remind them to use their eyes to subsidise. Repeat this activity changing the amount you take away. This activity can be completed with addition calculations. If you put 6 objects in the rack, how many</p>  <p>more to make 10? Or simply what is $5+3$?</p> <p>New Activity: Before they left the UK the penguin had 12 fish. Over the journey the penguin ate 7 fish! How many does he have left?</p> <p>New Activity: Role play using the playdough from the pizzeria: A fish and chip shop. You need to make 10 pieces of fish. The penguin and his penguin friends would like some fish can you share the fish evenly? Now make 6 pieces of fish. The boy and the penguin sit down for dinner, can you half the fish pieces between two.</p>

Science: 	Art/ DT 	Geography 	Physical Activity 
<p>Find out about penguins. Make a fact sheet about where they live, what they eat, what they like to do, do they have feather or fur?</p> <p>https://www.bbc.co.uk/cbeebies/watch/the-lets-go-club-penguins-song</p> <p>Using ice cubes, create an experiment. Which method will melt the ice cubes the quickest? Will it be your breath? Cold water? Hair dryer? Your hands? Time to see which method melts the ice cubes the quickest.</p> <p>New Activity: Find out about Polar habitats using the BBC Bitesize website:</p> <p>https://www.bbc.co.uk/bitesize/topics/zy882hv/articles/z3sr4wx</p>	<p>https://studioaika.co.uk/OurWork/lostandfound</p> <p>In the film version of 'Lost and Found' they come across a sea creature (Watch the link above). Can you design your own sea creature?</p> <p>Draw a picture of a penguin and label its features. Does it have feathers? Has it got a beak? Flippers?</p> <p>https://www.bbc.co.uk/cbeebies/watch/get-squiggling-penguin</p> <p>Aim to include:</p> <ul style="list-style-type: none"> • Feet • Wing • Body (bodee) • Eye (eigh)Beak (beek) <p>The words in the brackets, is how your child may spell the words. They will use their phonic knowledge to sound out the words. Try not to spell for them.</p> <p>Can you make a welcome to the south pole sign?</p> <p>Can you make a map of how you would get to the South Pole? Would you go by boat or by rocket ship? Or by a transformer or a flying car?</p> <p>New Activity: Create a scene from the story 'lost and found' using recycled materials.</p> 	<p>Find out about the South Pole... Try to find it on a globe. Where is in relation to where you live? How far away is it? If you wanted to go there, how would you travel?</p> <p>https://www.youtube.com/watch?v=2n4AwAG5JO0</p> <p>While they were travelling to the South Pole, the boy and penguin saw 'good weather and bad'. Use this as a starting point for learning about different types of weather.</p> <p>Can you pretend to be the weather reporter? Look outside, what is it like, is it hot? High winds? Gale? Sunshine behind the clouds? Can you get a parent or a sibling to film you reporting the weather?</p> <p>Links to unusual sea creatures (All David Attenborough)</p> <p>https://www.youtube.com/watch?v=WWIDa7CA_5w</p> <p>https://www.youtube.com/watch?v=K5CZ74ybnbE</p> <p>New Activity: Take a look at the Bitesize section on Antarctica</p> <p>https://www.bbc.co.uk/bitesize/topics/zyhp34j/articles/zjg46v4</p> <p>Activity to follow up: After listening to the videos, can you draw an Antarctica snow scene. Can you use some of the buzz words? What animals would you expect to see? What would the weather be like?</p>	<p>Can you pass an object between two people without it touching the floor?</p> <p>Frozen Cosmic Yoga</p> <p>https://www.youtube.com/watch?v=xlgQ52EKMtk</p> <p>Pedro the Penguin.</p> <p>https://www.youtube.com/watch?v=jSZvMHlw9vs</p> <p>Motion in the ocean Boogie Beebies</p> <p>https://www.youtube.com/watch?v=inML1hlaLHs</p> <p>Penguin Bop with Boogie Beebies</p> <p>https://www.youtube.com/watch?v=lKef1GJXuGw</p>

<div>Computing</div> 	<div>Music</div> 	<div>RE</div> 	<div>PSHE.</div> 
<p>Purple mash: Polar Explorer.</p>  <p>What would you say if you were an explorer? What would you bring?</p>	<p>Using kitchen utensils, what utensils would you use if you were walking on snow? What would you use if were travelling to the south pole with a storm or the calm sea? What utensils would you use if you had a penguin following you?</p> <p>New Activity: As the little boy told lots of stories on their journey to the South Pole, he might have sang to the penguin, would you like to have a try and practise your singing voices.</p> <p>BBC Bitesize: https://www.bbc.co.uk/bitesize/articles/z4fgrj6</p>	<p>People who help us:</p> <p>Make a badge or a hat or something which represents someone who helps them e.g. a police badge or a nurse hat. Using these items, enjoy some role play scenes.</p> <p>Make a thank you card for someone who has helped them. Maybe the NHS?</p> <p>Give out simple jobs such as watering the plants, washing the dishes. Teach them the importance of being helpful and how they help others as well as others helping them.</p> <p>Have a look at pictures of firefighters, police force, nurses and doctors. Look at what they are wearing. Why are they wearing a helmet/ What they are they wearing gloves? Why do they have special clothes?</p> <p>Go outside and using chalk, if not using paper and pencils, or using Lego and construction objects create a road. Using vehicles, pretend to do a day's work. For example day and a life as a policeman or a firefighter.</p>	<p>Discuss how the boy might be feeling when the penguin first arrives at his door.</p> <p>The boy made a mistake leaving the penguin at the South Pole. Discuss mistakes that the children might have made in the past. How did they resolve them?</p> <p>The penguin was lonely... Discuss what is means to be lonely and how we can help others when they are feeling lonely. What can we do when we feel lonely ourselves?</p>