



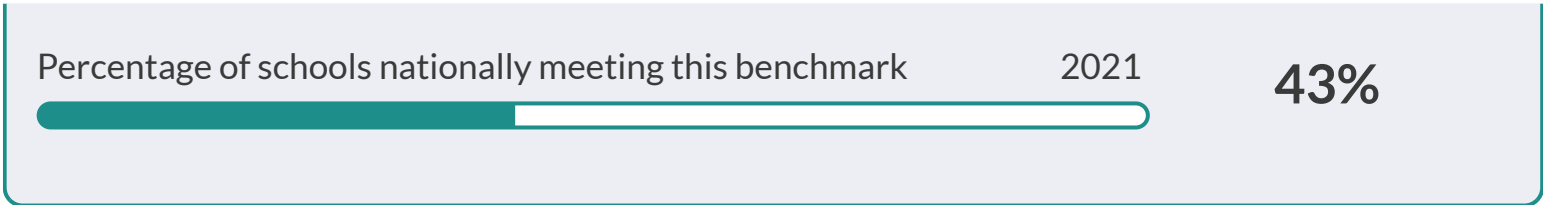
Results

12 July 2023


St Dunstan's School

Your results show how your answers compare to the 8 Gatsby Benchmarks. They can help you to identify strengths and areas for improvement.


Benchmark 1 A stable careers programme		94%
Your school has met 94% of the 17 assessment areas in benchmark 1		
		Show details
Your previous score	Mar 2023	94%




Benchmark 2
Learning from career & labour market information
Your school has met 100% of the 2 assessment areas in benchmark 2 **100%**

[Show details](#) 

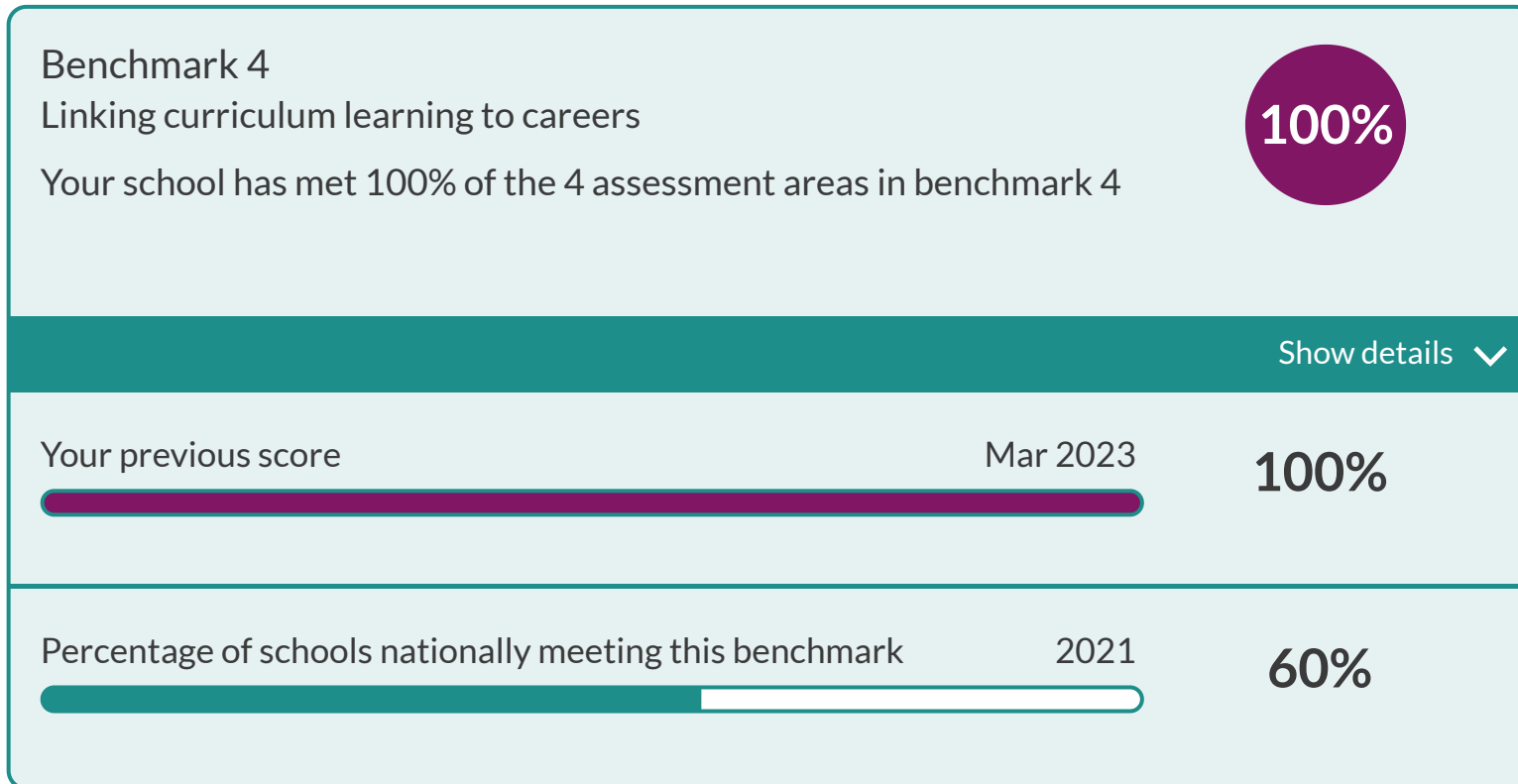
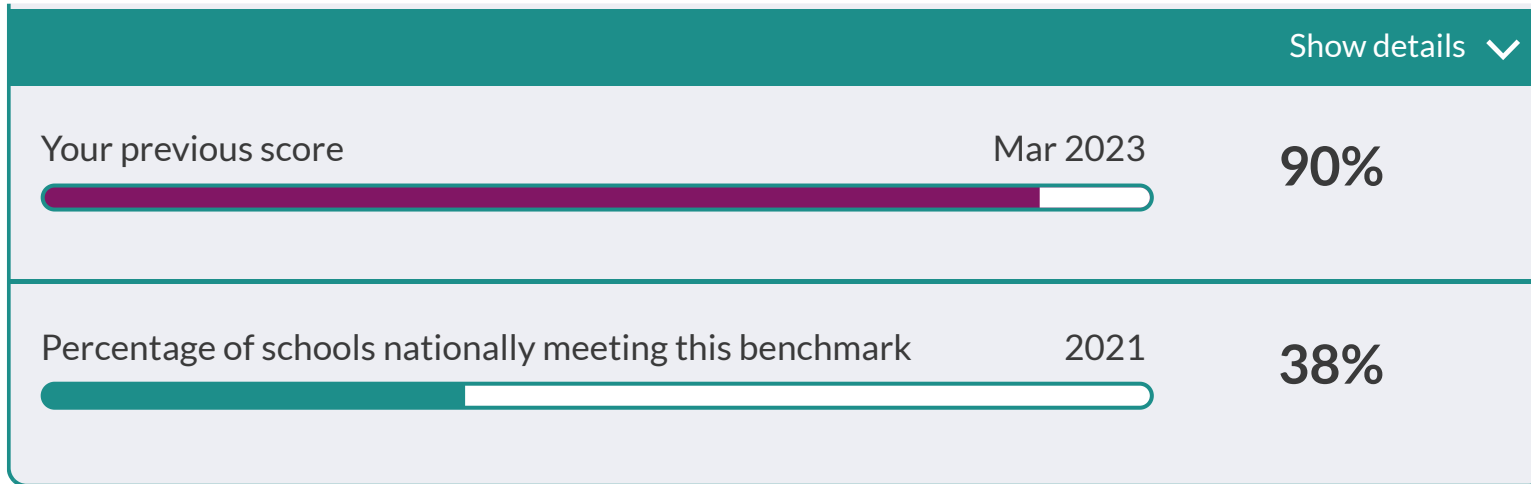
Your previous score Mar 2023 **100%**



Percentage of schools nationally meeting this benchmark 2021 **66%**




Benchmark 3
Addressing the needs of each pupil
Your school has met 90% of the 7 assessment areas in benchmark 3 **90%**





Benchmark 5
Encounters with employers & employees

Your school has met 100% of the single assessment area in benchmark 5

100%


Show details 


Your previous score	Mar 2023	75%
		
Percentage of schools nationally meeting this benchmark	2021	56%
		

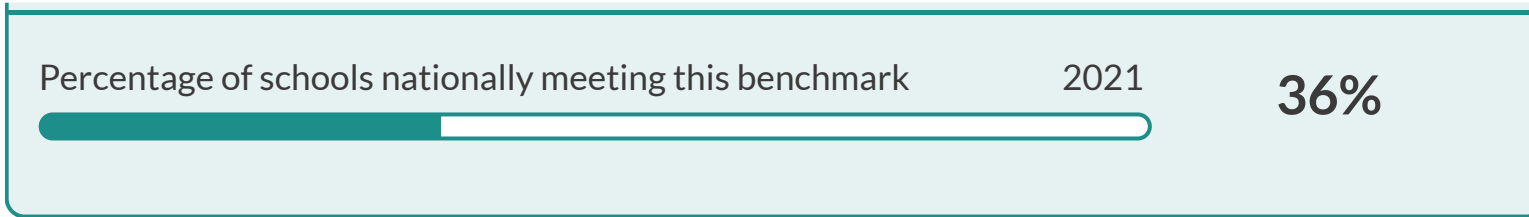
Benchmark 6
Experiences of workplaces

Your school has met 100% of the single assessment area in benchmark 6

100%

Show details 


Your previous score	Mar 2023	100%
		




Benchmark 7
Encounters with further and higher education

Your school has met 100% of the 5 assessment areas in benchmark 7


100%

[Show details](#) 

Your previous score Mar 2023 **100%**



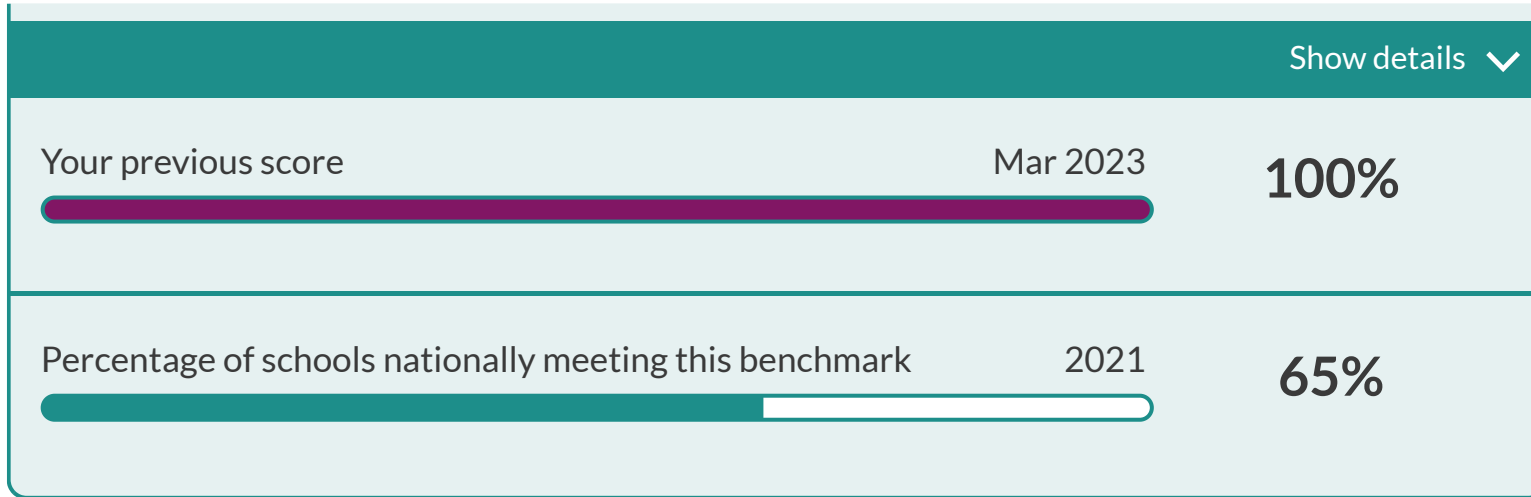
Percentage of schools nationally meeting this benchmark 2021 **33%**



Benchmark 8
Personal guidance

Your school has met 100% of the single assessment area in benchmark 8

100%



© The Careers and Enterprise Company 2023. All rights reserved. [CEC privacy notice](#)
[| Terms and Conditions](#) | [Contact Us.](#)