









Handwriting Guidance



Little Wandle formation rhymes

 Around the astronaut's helmet and down into space.	 Down bear's back, up and round his big tummy.	 Curl around the cat.	 Round the duck's body, up to its head and down to its feet.	 Around the elephant's eye and down its trunk.	 Down the flamingo's neck, all the way to its foot, then across its wings.	 Round the goat's face, up to his ear; down and curl under his chin.
 Down, up and over the helicopter	 Down the iguana's body, then draw a dot [on the leaf] at the top.	 All the way down the jellyfish. Dot on its head.	 Down the kite, up and across, back and down to the corner.	 All the way down the lollipop.	 Down, up and over the mouse's ears, then add a flick on the nose.	 Down the stick, up and over the net.
 All around the octopus.	 Down the penguin's back, up and around its head.	 Round the queen's face, up to her crown, down her robe with a flick at the end.	 From the cloud to the ground, up the arch and over the rainbow.	 Under the snake's chin, slide down and round its tail.	 From the tiger's nose to its tail, then follow the stripe across the tiger.	 Down and around the umbrella, stop at the top and down to the bottom and flick.
 Down to the bottom of the volcano and back up to the top.	 From the top of the wave to the bottom, up the wave, down the wave, then up again.	 Start at the top, then across to the bottom of the box. Start at the top, then across to the bottom of the box.	 Down and round the yo-yo, then follow the string round.	 Zip across, zag down and across the zebra.		

In Reception the children will be taught letter formation following the Little Wandle scheme in the following order, using the phrases above- s, a, t, p, i, n, m, d, g, o, c, k, e, u, r, h, b, f, l, j, v, w, x, y, z, q

In Year 1 the children will be taught letter formation in letter families, using the phrases above:

straight letter: l, i, t, j, y, u

curved letters: c, o, a, d, g, q, e, s, f,

straight and re-trace letters: r, n, m, h, b, k, p

zig zag letters: v, w, x, z

From Year 2 onward the children will be taught to write in a continuous cursive style. At first single letters in the families above, then to join letters in the following order:

bottom joins: ai, ch, ck, er, ff, sh, th, ut, ig

bottom joins to c shaped letters: as, es, ed, ss, igh, ing

bottom joins to e letters: be, ie, se

top joins to e letters: oe, re, ve, we, ere, ure

top letter joins: oa, oo, oh, oi, on, or, ou, ov, ow, oy, wh