



Trinity Church School

Learning, Growing, Believing Together



Friday 11th March 2022

Newsletter 13

Our core Christian Values: *Trust, Friendship, Creativity, Courage, Respect, Compassion*

Midsomer Norton & District Cross Country

On Monday afternoon, Y6 children took part in a Cross Country event at Somervale School. It involved a gruelling 1.2 mile course going up some steep muddy hills and two laps of the school field. They all performed magnificently - the girls' team finished 2nd and the boys' team finished 3rd overall! Special mention to **Aaron** and **Imogen** who finished first from our school and thank you to all the parents for coming along and supporting.



House Points Winners

Congratulations to **Ruby** and **Topaz** who started Term 4 as joint leaders last week, and to **Topaz** House who have taken the lead this week.



Attendance Winners

Well done to **Conker** and **Redwood** Classes for 100% attendance last week and to **Cherry** Class this week for achieving the best attendance.



Outside Achievements



Imogen and **Ella** in Year 6 took part in the Sue Hill Dance show at the Bath Forum over half term - here they are in their dance costumes. Well done, girls.

Congratulations to **Quinn** in Year 2, who was awarded Player of the Match on Sunday for his football team.



RED
NOSE
DAY

FUNNY
IS POWER

18 March 2022

Friday 18th March is Red Nose Day for Comic Relief. We will be selling Red Noses in school from Monday 14th March- they are £1.50 each.

Christian Values Awards

The children recognised for demonstrating our Christian Values over the past week are:

Courage: Macey (Y4)

Creativity: Ophelia (Y4)



WORLD BOOK DAY!

Last Thursday, we celebrated World Book Day with some fantastic costumes! The money raised from voluntary donations will go towards new books for the school library.

WORLD
BOOK
DAY



Office News:



Trinity Foodbank - Request for Donations

The Foodbank is still going strong, but with more families making use of it, we would be very grateful for some donations so we can provide a good variety of produce. In particular, it would be helpful to have things from the following list, but we are so very grateful for anything at all you can donate:

Freezer - Sausages, frozen mash, chips, veg, chicken, pizza

Grocery - crisps, tea bags, coffee, sugar

Fridge - milk, eggs, spread, cheese

Toiletries - shampoo, shower gel, hand wash

Please ensure consumables are not past their 'use by' or 'best before' dates.

If you would like to receive some items from the Foodbank, you can contact either Sarah Jackson or the school office. Many thanks.

Breakfast Club Drop-Off

If you wish your child to have breakfast whilst they are at breakfast club, they must arrive before 8.10am or there is not enough time for them to eat and for staff to have all food cleared away before they leave the room at 8.30am. Thank you.

Vehicle Gates

Can we please remind you that if the vehicle gates have already begun to close when you approach them in the morning, you **MUST** allow them to close fully and wait for the on duty staff member to open them again. Please do not try and squeeze through the gap - this confuses the mechanisms and makes it more likely they will break, as well as creating a risk of damage to your car. If the gates are damaged, that will mean no access to the car park for anybody at any time until they are fixed.

Science Week

Next week we will be celebrating Science Week throughout the school. See attached flyer for details of a fun, easily-resourced experiment you can try at home. Try your year group challenge and see what results you get. We would love to see photos or videos of what you get up to. Happy experimenting!



FUNDRAISING!

Children's Mental Health Week

We raised **£64** by selling seed bombs in support of Children's Mental Health Week - the money will go to their Place2Be project.

Football Tournament

Our football tournament last Friday was so much fun, and we raised **£137.44** towards the new fence!

Spare Daps?

If anybody has any black PE daps in good condition which you no longer need, we would be very grateful if you could donate them to school so we have spares for children without.

Many thanks.

Sculpture Garden

We are planning to introduce some seating to the area in front of the *Acceptance* sculpture in the future so it can become a peaceful space for reflection. In the meantime, please remind children that this area is not for playing and the little tree is definitely not for climbing!




Headteacher's Award

Well done to children in all years for their Headteacher Award nominations over the last two weeks:

Conker:	Xanthe, Brianna
Chestnut:	Leo, Riley
Cedar:	Quinn, Scarlett
Willow:	Ivy, Mila
Cherry:	Macey, Isabella
Maple:	Charlie, Ruby
Redwood:	Jackson J, Mia



Acorn Class



Class News:

Acorns had a super start to term 4. We loved reading *"Mr Wolf's Pancakes"* and enjoyed making our own pancakes, having pancake races and creating a pancake tea party in Mr Wolf's house.


This week, we have been learning about *Space*. We discovered something that looked a bit like a spaceship in our playground and found some gooey green footprints. After lots of discussions about what we thought had happened, we discovered a book called *"Q Pootle 5"* and learnt that Pootle had crashed and landed in our playground. Luckily, Acorns were on hand to help by designing and making a new spaceship for the alien so that he could get back to his home on the moon. We even made Pootle more alien friends from playdough.

We also have been practising our early writing skills using *"Squiggle while you Wiggle"* and building the strength in our fingers and hands using *"Dough Disco"*.

In Maths, we have been learning all about the number 4. We drew the number 4 in moon dust, practised catching 4 falling stars and meeting the number 4 Number Block. We have continued to practise our subitising skills and counting out up to 5 space rocks on our space 5 frames.

Metal Mike has been very hungry this week and asked some of us to make a 'silly soup' with objects that start with the same initial sound. His favourite soup had a car, cow, cup, cake and a carrot in it. The rest of us have been practising our listening skills by carefully listening to sounds in our environment during a sound walk.

Mrs Clements



Conker Class



Class News:

Conkers have been really busy since we have been back this term learning about *Space*. We have had some great rockets zoom into class from the work you have been doing at home. This week, we read the story "*Beegu*" and held conversations in an alien language. We made our own aliens out of playdough and then wrote about them using our phonics.

We have looked at the artist *Kandinsky* and how he used primary colours (red, blue and yellow) to make secondary colours. We then explored what happened to make shades of colour by adding white or black. We thought Kandinsky's painting '*Squares with concentric circles*' looked like planets so we created our own.

In Maths, we have been learning the concepts *most* and *fewest*. We are already very good at using *most*, so have been concentrating on *fewer* and *fewest*. We played a game where we could only use one hand to collect some objects and then work out who had the most and who had the fewest.

Next Friday, we are celebrating our 100th full day in school. The children have been counting down to this every day.

Mrs Vivian



Chestnut Class



Class News:

It's great to be back and starting our new topic of *Transport*.

We have been focusing on a book called "*The Train Ride*", discussing train ride journeys we have been on, what we noticed when we looked out the windows and who we met on the way.

To bring this to life, we went on a train ride in class! The children made their very own train tickets and of course we needed a train and our very own ticket office!

In Maths, we have been making 10 and counting-on using ten frames. We decided to take this learning outside and onto the playground.

During Science this term, we are focusing on *Plants* - identifying the cycle of a plant through the story book "*A Tiny Seed*". To start the topic, Chestnut Class were given a lump of clay and were asked to make a plant. Using post-it notes, they had to write down everything they knew already about plants. It turns out they knew a lot, especially when naming different types of plants.

Great start to the term - well done, Chestnut Class!

Miss Southwell



Cedar Class



Class News:

Cedar have made a wonderful start to the new term and have jumped straight into learning all about *multiplication*. The children have used resources such as tens frames, bar models and arrays to represent their Maths, demonstrating how repeated addition links to multiplication. They have enjoyed writing Maths stories for their friends to respond to and drawing their Maths story in order to solve questions.

In English this term, we are going to write our own sporting biographies so we started the term with some research. To celebrate International Women's Day, we looked into sportswomen such as *Wilma Rudolph* and *Florence Joyner* and we are going to use their stories to focus our biographies. A highlight this week was watching real video footage from the Olympics and using Chromebooks to explore features of biographies.

In Geography, we have started our new learning all about China. Miss Barker taught us how to use an atlas and how to find capital cities and rivers using the key. We are hoping to add our new learning to our classroom display which is currently displaying our 3D globes and animal structures.

Miss Musgrove



Willow Class



Class News:

We have had an action packed start to Term 4. In Maths, the children have continued to work incredibly hard to develop their understanding of fractions and I am so proud of their progress. This week, we have been exploring *tenths* and using bar models to help us find fractions of objects and amounts.

In English, we have examined explanation texts. The book "*Street Beneath My Feet*" has been a great inspiration.

Last Friday, we enjoyed some Stone Age and Iron Age cooking on the campfire and I think we all appreciated the school meals even more than usual this week as a result! The children rustled up some Stone Age bread before making a meal inspired by the preserved contents of an Iron Age person's stomach.

This week in History, the children looked at the Shigir Idol and made their own Stone Age totem poles.

Rock types has been our focus in Science this week and we enjoyed making edible '*metamorphic rock*'. We discovered heat and pressure fused and morphed existing minerals and rocks into new rocks.

The recorders finally arrived this term and I have been incredibly impressed with the children's attitude and skill: they have already mastered their first song!

Mr Pollock



Cherry Class



Class News:

What a great start to Term 4! The children were incredibly engaged in our topic launch day on *The Romans*. They designed and made Roman shields; used Roman numerals to make clocks; created amazing mosaics using all different types of beans set in clay and they discovered the myth of Romulus and Remus. The children have also re-enacted a Roman invasion and learned what that must have felt like to the Romans and to the countries they invaded. The children made intelligent links to what is happening in the world today and some thoughtful and passionate discussions ensued.

In Science, we are learning about *Living things and their Habitats* so we kicked off this topic with a bug hunt. The children were so excited and absorbed in this activity! They used their knowledge of where different invertebrates might live in order to find and count them. We plan to repeat our bug hunt in the summer term to see whether we find more minibeasts in different seasons.

This week, I have been hugely impressed with the children as they focused on their termly assessments. They worked so hard to demonstrate all that they have achieved. Please support your child in learning all their times tables ahead of the national test in June.

Mrs Jefferies



Maple Class



Class News:

Maple Class has been busy rounding off their Mayan topic. We have been sculpting our own Mayan masks out of clay and tried really hard to stick to our original designs. Our next step is painting them - we will show you the finished project soon. We have also completed our end of unit 'POP task' where we recapped all of our Mayan learning. We have been so impressed with everything the children can recall. Why not ask them about the Mayan society or what daily life was like for Mayan?

To celebrate World Book Day, Year 5 wrote poetry based on the nature poems by Joseph Coelho. Once written and edited, the children published and illustrated them. Watch out for the finished poems on Seesaw.

Mrs Jones and Mrs Roberts



Class News:

Redwood Class



Redwood Class has made a fantastic start to Term 4 and I can already tell that the children are ready to work hard for their final full term of learning before their SATs.

In Maths last week, we looked at what *ratio* is and how it can be applied to real-life problems. This week, we have started our unit of learning on *statistics* and discovering how to read, interpret and draw line graphs.

In our English lessons last week, we celebrated World Book Day and our school's theme of *poetry* by creating beautiful 'blackout' poems based on extracts of text from "*Letters from the Lighthouse*". A 'blackout poem' is created by carefully selecting words and phrases from a page of text from a book and then publishing it using artistic flair. The children worked hard to make these poems both cleverly crafted and impressively presented.

This term, Year 6 are cooking WW2 inspired recipes with Mrs Evans-Isaac in their DT lessons. So far, the children have made carrot jelly and apple crumble!


What a start to Term 4!

Miss Treasure



Dates for your Calendar 2021/22 - Term 4-6

Date	Event	Notes
Friday 18th March	Red Nose Day for Comic Relief	Whole School
Monday 28th March	Dance Umbrella	Dance Umbrella Group
Tuesday 29th March	Redwood Class Parent Workshop: World War II Cooking	Year 6 parents
Friday 1st April	Willow and Maple Trip to Ancient Technology Centre	Y3 and Y5
Tuesday 5th April	Cherry Class Assembly: The Romans (2.30pm)	Year 4 parents
Thursday 7th April	Chestnut Class Parent Workshop	Year 1 parents
Friday 8th April	END OF TERM 4 - School Closed 2 weeks	Whole School
Monday 25th April	TERM 5	Whole School
Monday 2nd May	UK Bank Holiday - School Closed	Whole School
Tuesday 17th May	Young Voices	Year 5 and Year 6
Monday 23rd May - Friday 27th May	Redwood Class Residential Trip	Year 6
Friday 27th May	END OF TERM 5	Whole School
Monday 6th June	TERM 6	Whole School
Monday 6th June	School Photographer - Class Photos	Whole School
	School Photographer - Year 6 Individual Photos	Year 6
Thursday 21st July	END OF TERM 6	Whole School



Did you know?

The Guinness World record for the most soap domes created inside one another is 15! The record was set in Taipei, Taiwan in 2012 by a man named Su Chung-Tai. He used a large tube to blow a huge bubble dome then smaller tubes to blow bubbles inside one other. Amazing!

Equipment needed:

- 1 cup
- 1 straw
- ½ teaspoon of sugar
- 1 teaspoon of washing-up liquid
- Jug of warm water
- Tablespoon
- Teaspoon
- Flat surface (with no bumps or imperfections) such as laminated card or plastic tablecloth.

Method:

- 1) Place 2 tablespoons and 2 teaspoons of warm water into a cup.
- 2) Add ½ teaspoon of sugar and stir it until dissolved.
- 3) Add 1 teaspoon of washing-up liquid and stir well.
- 4) Dip your finger into the bubble mixture and spread it over the flat surface you will be blowing your bubbles on.
- 5) Submerge one end of the straw in the bubble solution so that it's completely coated.
- 6) Place the coated end of the straw vertically on to your surface. Then, through the other end of the straw, blow a fairly large bubble.
- 7) Dip the straw back into the bubble solution, then, aiming for the centre of the first bubble, gently push it inside.
- 8) Gently blow a second bubble on the surface of the desk inside the first bubble.

Health and Safety:

- Ensure children do not taste or drink the bubble mixture.
- Children who are seriously allergic or sensitive to soap or detergent products, should not do these activities.
- Ensure children wash their hands after the activity.

Acorns and Conker Class	<p><u>Who can Blow a double bubble?</u></p> <p>Follow the instructions to create a double bubble. You may need to spend time practicing a bit before you can do it. Who in your family can create a double bubble?</p> <p><u>Do bubbles always pop?</u></p>
Chestnut and Cedar Class	<p>Follow the instructions to create bubbles on a surface. Is it possible to insert a finger or object into a bubble without it popping? Make a prediction and test it. You may need to spend time practising testing this. Can anyone else in your family do it? Why do you think it happened?</p> <p>What happens when bubbles touch? Make a prediction and test it. Were you surprised at the result?</p>
Willow and Cherry Class	<p><u>Who can blow the biggest double bubble?</u></p> <p>Follow the instructions above to create a double bubble. Spend time practicing this to perfect your bubble blowing technique.</p> <p>Once you have a double bubble, coat a small plastic ruler with bubble solution and slide it vertically into the middle of your bubbles to measure their height – both the inner and outer bubble.</p> <p>You can either try to beat the height of your biggest inner or outer bubble or have a competition with a family member to see who can blow the biggest bubble. Who will be the double bubble blowing champion?</p>
Maple and Redwood Class	<p><u>Does sugar affect your bubble?</u></p> <p>Follow the instructions above to create a bubble solution. Then create a slightly different solution by not adding the sugar.</p> <p>Experiment creating double bubbles (following instructions above) with each solution.</p> <p>Is there a difference in bubbles or creating double bubbles between the two solutions?</p> <p>Why do you think that might be?</p>




Fun for the little ones!

Bouncy Castle
Sand Art Bottles
Plant a Sunflower
Glitter Tattoos
Colouring Station




12th March | 12-5pm | Whisty Hall, BA3 3JL

Refreshment stall
Community Cake Sale
Scentsy
Treatbox Delights
Greeting Cards
Midsomer Norton Crafts
Cooper Jai Ice

Sara's Books
Pour Your Heart Out
Resign Craft and Design
Personalised Crafts
by Pippa-Rose Designs
Homemade Cakes
by Sophie

Gerrie's Craft Corner
ABC & Glitter

Sponsored by




CREATIVE MINDS



Easter Holiday Club

April 11th - 22nd

**The Hive Community Centre
Peasedown St John**

8am - Breakfast Club

9am - 4pm - Holiday Club



SIGN UP NOW! From £16.50 a day!*

***Terms and conditions apply**

**Email: creativemindshc@gmail.com
Tel: 07713 933507 or 07792 582699**