



# Trinity Church School

*Learning, Growing, Believing Together*



Friday 25<sup>th</sup> March 2022

Newsletter 14

Our core Christian Values: *Trust, Friendship, Creativity, Courage, Respect, Compassion*

## Red Nose Day for Comic Relief

# COMIC RELIEF

We had a fun day last Friday all wearing something red for Red Nose Day. We sold red noses all week and, together with donations on the day, we have raised an incredible **£314.38** to send to Comic Relief!



### House Points Winners

Congratulations to **Ruby** who have been in the lead both last week and this week.



### Attendance Winners

Well done to **Cedar** Class for achieving highest attendance last week and to **Conker** Class for achieving 100% this week.



## Sports Fixtures

On Tuesday evening, a team of Year 5 & 6 girls took part in the MSN & District School Games Bee Netball Tournament.

The girls played 3 group matches against Paulton, Clutton and Farmborough. Trinity drew two matches and won one - finishing top of their group to reach the semi-finals where they beat St Vigor by an impressive 4-1 to reach the finals. The final match was closely fought right through to extra time, when they narrowly lost to Clutton.

The girls' attitudes and team spirit was exceptional from start to finish. You represented the school brilliantly and we are all very proud of you!



## Christian Values Awards



The children recognised for demonstrating our Christian Values over the past week are:

- Respect:** Delilah and Daisy YR, Cerys, Ruby, Sol, Evie, Mya, Rhianydd and Alex Y5, Ella Y6
- Trust:** Max and Marcus Y6
- Friendship:** Joshua and Reggie Y1, Eliana Y4, Solly, Jay and Daniel Y5, Evie, Imogen, Lila and Roman Y6
- Courage:** Hettie Y5, Ella, Imogen, Liliana, Mia, Sophia, Lila Y6
- Creativity:** Emma and Jessica Y2
- Compassion:** Tobious and Isaac Y3, Leo and Macey Y4, Noa Y6

## Office News:

### Trinity Foodbank - Request for Donations

The Foodbank is still going strong, but with more families making use of it, we would be very grateful for some donations so we can provide a good variety of produce. In particular, it would be helpful to have things from the following list, but we are very grateful for anything at all you can donate:

Freezer	Sausages, Frozen Mash, Chips, Veg, Chicken, Pizza
Grocery	Crisps, Tea Bags, Coffee, Sugar
Fridge	Milk, Eggs, Spread, Cheese
Toiletries	Shampoo, Shower Gel, Hand Wash

Please ensure consumables are not past their 'use by' or 'best before' dates.

If you would like to receive some items from the Foodbank, you can contact either Sarah Jackson or the school office. Many thanks.

### Breakfast Club Drop-Off

Children for Breakfast Club need to arrive between 7.45 and 8.10am - after this time we will unfortunately not be able to feed them.

## RCS Bath Young Artists Competition

As you know, our incredible Trinity children won FIRST PRIZE in this art competition for Under 11s. On Sunday, there was a prize giving ceremony at 4AD Gallery in Bath where the Mayor of Bath viewed all the pieces and even posed with the beautiful wings we created! This is what she had to say about our exhibit:

*"What a wonderful piece of work! It truly reflected the theme of the competition and I loved the way it was created collaboratively by the school. It was a beautiful piece and the messages written by the pupils were heart-warming and inspiring. I also had fun posing as an Angel! The pupils should feel very proud."*


We are looking forward to receiving our prize, which is a selection of new books for our library that the whole school can enjoy.



## Outside Achievements

**Isabella** and **Felicity (Y5)** performed their Street Dance routine in Sue Hill's 40th dance performance at the Bath Forum. Well done, girls!

Well done **Tobious (Y3)** for progressing in swimming - he has now achieved Level 4 of the Learn to Swim programme!





# OUTDOOR LEARNING

We are incredibly lucky to have not only gorgeous outdoor space with a round house in our grounds, but also the woodland ("the Batch") right on our doorstep. In our Outdoor Learning, we explore Science topics as well as History and Geography - enjoying fun, creative and interesting learning opportunities at the same time as connecting with nature, the local area and each other. It provides a very special opportunity to watch the children flourishing before our eyes.

Some examples of the things we get up to in the Batch:

We create stories for each other – sometimes using a pine cone or a piece of slate as a starting point or sometimes a place, a fallen tree or an interesting-shaped leaf.

The Batch has some great slate stones which we used for making Stone Age axe replicas. We found a few fossils too and are now planning a trip to the Writhlington Batch for a proper fossil hunt.

We found a huge and beautiful orb spider in the long grass last term which started some spider interest. We learned about how they spin webs using up to 5 spinnerets, each creating a different web.

The children have also enjoyed 'mining' pieces of slate and 'coal': all year groups have delighted in this activity! They have taken great care and effort to excavate the pieces of stone they have found.





# Headteacher's Award



Well done to children in all years for their Headteacher Award nominations over the last two weeks:

<b>Conker:</b>	Ava, Jonjo
<b>Chestnut:</b>	Oliver, Winston
<b>Cedar:</b>	Lilly-Rose, Edie
<b>Willow:</b>	Riley, Georgia and Isaac
<b>Cherry:</b>	Spencer, Travis
<b>Maple:</b>	Felicity, Hettie
<b>Redwood:</b>	Lila-Rose, Jamie



## Acorn Class



### Class News:

What a fantastic 2 weeks we have had! We have continued with our *space* topic and we were lucky enough to be invited to QPootle5's moon party. We made our own star sandwiches and followed instructions brilliantly as we made them. We particularly enjoyed QPootle5's alien slime jelly!

We have been learning about *shapes* in Maths. We loved making shape aliens and rockets. We used our shape magnifying glasses to go on a shape hunt. We have been focusing on a square, circle and a triangle and have been playing lots of games to learn how to describe each shape using vocabulary such as *straight/curved edge*, *sides* and *corners*. I wonder if we might be able to find any shapes in everyday objects around our houses?

We have been using our early writing skills to take part in 'Squiggle While you Wiggle' and 'Pen Disco' where we have been concentrating on drawing zig zags, wavy lines and lines going up and across.

We were lucky enough to borrow a special box from the Fire Brigade. It contained lots of different equipment so that we could pretend to be firefighters. We learnt about their role and how they help us.

This week, we were amazed to find a bat in our shed! We found it on the floor so we rang Batman and he was able to take care of the bat and told us that the bat is doing really well. We were all very excited and made bat caves and painted some beautiful bat pictures and also learnt facts about bats. Did you know that bats have fingers and thumbs at the end of their wings so that they can grab onto things?

We hope you have a lovely weekend.

Mrs Clements





# Conker Class



## Class News:


We have had such a busy two weeks!

Last Friday, we celebrated our 100th full day in school and everyone brought in a bag containing 100 identical objects. We had marshmallows, wall plugs, gems and mini eggs to name but a few. We realised that counting to ten ten times made 100 and was the easiest way to count out objects. We did 100 exercises, made a tower with 100 cups and even attempted to keep a balloon up for 100 hits. This was not so easy!

We are learning about firefighters and role-playing all the different things that they do to help us and we have learned that they don't just put out fires. We have thought about how to keep ourselves safe if we see a fire and also the importance of fire practices.

Our new literacy book has been an information book called "*Surprising Sharks*". Did you know that the smallest shark is about the size of a chocolate bar and that the *Swell Shark* can blow itself up like a balloon? Yesterday, we had a special visitor: Mrs Clements, with all her diving gear! She taught us the names and purposes of the kit and there were some very good questions from the children to extend their knowledge. I hope the children have shared their learning with you at home.

Mrs Vivian



# Chestnut Class



## Class News:

Last week, Chestnut Class took part in Science week, focusing on the current topic: *climate change*. The children were appalled by the current crisis and, after the week was up, they have been keen and motivated to prevent the thick blanket of greenhouse gas from getting any thicker! We discovered and investigated the impact of greenhouse gases on our planet, especially our animals and environment. Chestnut Class went away thinking about their lifestyles and came to the conclusion that even small changes make a difference.

This week, we have been very busy. In English, we have continued to focus on the book: "*The Train Ride*". We pretended to be passengers on the train: we all put fancy dress on and imagined what it would be like to be the person we were dressed as, how they would sound, how old they are, where they live and where they were going on the train.

In Science, we asked the question: *Do plants need soil?*. We made a prediction and nearly everyone said "Yes, plants need soil to grow, they are in soil when they are outside". As an experiment, the children have planted seeds in sand, coffee, soil and cotton wool to see if any of them grow. We shall find out the answer next week.

The most exciting thing that has happened this week is receiving a letter from Windsor Castle! The Queen's Lady in Waiting wrote the children a beautiful letter on behalf of Her Majesty thanking them for the letters they wrote and enclosing some information on Palace life.

Miss Southwell



# Cedar Class

## Class News:

This week, Cedar Class has thoroughly enjoyed celebrating Science Week and investigating the issues surrounding plastics. The most common plastic found on our investigation walk was *Polyethylene Terephthalate (PET)* which, like many plastics we looked into, contributes to plastic waste leading to environmental pollution. We were intrigued to discover how plastic was made and how we can make changes to positively contribute to our environment. Although we were saddened to discover the impact of plastic on our planet and our oceans, we enjoyed exploring ways in which we can help with the *Five Rs*.

Our favourite 'R' to explore was *Reuse*. We spent much of our time this week (inside the classroom, on the playground and at home) reusing plastic to give it a new life so it does not end up only having one use. Our creations included: planters, pen pots, tissue pots, storage, insect shaped lamps, lava lamps, handbags and marble runs! These are now on display alongside our pledges to the environment.

As well as being super scientists, this week has also proved that Year 2 are budding young actors! In RE, they have been planning, rehearsing and performing the Easter Story. Keep your eyes peeled for the full video which is currently being put together by myself and Mrs Meredith.

As always, Cedar Class has astounded me with their love of learning and determination to make a positive impact in everything they do!

Miss Musgrove



# Willow Class

## Class News:



Last week, Willow Class enjoyed creating an experiment to look at the effect plants and trees have on preventing soil erosion. We are still monitoring the results as the roots of the plants grow and will keep you posted. Also as part of Science Week, the children made 'bug hotels'. They did a super job and I am sure their hotels would rival the Ritz!

In Science this week, we have explored how fossils are made. To mimic the fossilisation process we used plaster and water instead of minerals and water. We also modelled how trace fossils are formed. The children's models were spectacular and have been added to our Rocks and Fossils display.

*Equivalent fractions* have been our focus in Maths this week. I have been impressed with how the children are using Maths vocabulary and full sentences to express their understanding.

*"The Street Beneath My Feet"* continues to inspire our writing. The children are publishing their version of this explanation text and have created some beautiful illustrations and diagrams.

Keep up the hard work!

Mr Pollock



# Cherry Class




## Class News:

Cherry Class had the "Best day ever!" on Tuesday when we visited the Roman Baths as part of our topic on the Romans. The sun shone all day! First of all, the children attended a classroom session where they were fortunate enough to handle artefacts that were 2,000 years old! They had to guess what the uses of the objects would have been during that period. The children particularly loved dressing up as Romans, with togas and tunics. The final activity in the classroom involved creating mosaics using authentic-looking Roman tiles. After that, we went on a tour of the Roman Baths using an audio soundtrack which helped us to learn all about the history of this important site. We met Flavia, a 'Roman' lady, who entertained us with her take on daily Roman life.

Year 4 thoroughly enjoyed this immersive experience and really impressed me with their exemplary behaviour!

Mrs Jefferies



# Maple Class



## Class News:

Last week, Maple Class took part in Science Week where we looked at the different sources of *renewable energy*. They spent the week looking at wind, solar and wave power and then designed wind turbines to lift a glue stick off the table. In groups, they built their designs and tested them using a fan to see if their turbine could lift the glue stick. Unfortunately, none of the groups were successful for a variety of reasons, but lots of learning took place as a result!

In Maths, we have started looking at the different types of angles and the children have learned to use a protractor. In English, we have started a unit on the short film: "The Lighthouse" and the children are in the process of learning to write newspaper reports.

Mrs Jones and Mrs Roberts



## Class News:

# Redwood Class



Last week, Trinity Church School celebrated Science Week and Redwood Class were given *air pollution* as a focus. For this, Year 6 carried out scientific enquiries to explore the causes, impacts and possible solutions for reducing air pollution. This involved making 'air pollution catchers' and designing our own face masks to protect humans from breathing in harmful gases in the air.

In DT, Redwood Class has continued to enjoy World War II-inspired cooking with the latest two recipes being carrot cookies and *wartime Welsh cakes*! A huge thank you to parents for providing the necessary ingredients each week to allow the children to bake. We look forward to welcoming in the parents of Redwood Class next week to make *cheese swirls* in our Parent Workshop!

In History, we are deep into our World War II topic, learning about the Bath Blitz last week and Anne Frank and the Holocaust this week. It has been both fascinating and harrowing looking back to this period of time.

Miss Treasure



## TAKEHOME



Is there still a place for letters in today's world?



## In the news this week

Royal Mail has announced that stamp prices are to go up for both 1<sup>st</sup> and 2<sup>nd</sup> class options. The price of a 1<sup>st</sup> class stamp will rise by 10p to 95p on 4<sup>th</sup> April. The cost of a 2<sup>nd</sup> class stamp will increase by 2p to 68p. Royal Mail has explained that prices have had to go up as people are sending fewer letters and its running costs have increased.

In a statement it said, "Royal Mail has considered these pricing changes very carefully in light of the long-term structural decline in letter usage".

### Things to talk about at home ...

- When was the last time you received a letter or card in the post? Who was it from and how did you feel receiving it?
- Do you often send cards or letters to others? Explain your answer.
- Why do you think fewer people have been sending cards and letters?

Please note any interesting thoughts or comments

Share your thoughts and read the opinions of others

[www.picture-news.co.uk/discuss](http://www.picture-news.co.uk/discuss)



© Picture News 2022



## Accelerated Reader Millionaires!



<b>Liliana</b>	<b>1,537,317 words</b>
<b>Sophia</b>	<b>1,057,394 words</b>
<b>Martha</b>	<b>1,029,267 words</b>

## Ukrainian Humanitarian Appeal Cake Sale


Next Friday, **1st April**, we will be holding a cake sale during the day and after school, to raise money for the Ukrainian Humanitarian Appeal. Any donations of cupcakes, cookies or traybakes will be gratefully received, and they will be sold for 20p and 50p, or whatever you can spare. Please bring any cakes to school on Friday morning. Remember we are a nut-free school!

The PTA have kindly said that any takings from their Friday Treats next week will also be donated to this appeal.

## Dates for your Calendar 2021/22 - Term 4-6

Date	Event	Notes
<b>Monday 28th March</b>	Dance Umbrella	Dance Umbrella Group
<b>Tuesday 29th March</b>	Redwood Class Parent Workshop (1.30pm) : World War II Cooking	Year 6 parents
<b>Wednesday 30th March</b>	Football match - Trinity v High Littleton (3.15-4.15pm) at Trinity	
<b>Thursday 31st March</b>	MSN Year 5 and 6 Gymnastics Competition (1-3pm) at Writhlington	
<b>Thursday 31st March</b>	Conker Class Parent Workshop (2.15pm): Supporting your child with Maths games	Reception parents
<b>Friday 1st April</b>	Willow and Maple Trip to Ancient Technology Centre	Y3 and Y5
<b>Monday 4th - Friday 8th April</b>	Virtual Parents Appointments - details will be sent via Ping for each year group's appointment slots	Whole school
<b>Tuesday 5th April</b>	Cherry Class Assembly: The Romans (2.30pm)	Year 4 parents
<b>Tuesday 5th April</b>	MSN & District Tag Rugby Tournament (4-6pm) at Norton Hill	
<b>Thursday 7th April</b>	Willow and Maple Trip to Ancient Technology Centre (see School Ping for details and permission form)	Year 3 and Year 5
<b>Thursday 7th April</b>	Chestnut Class Parent Workshop (2.15pm): Planting Spring flowers	Year 1 parents
<b>Friday 8th April</b>	END OF TERM 4 - School Closed 2 weeks	Whole School
<b>Monday 25th April</b>	TERM 5	Whole School
<b>Monday 2nd May</b>	UK Bank Holiday - School Closed	Whole School
<b>Tuesday 3rd May</b>	Cherry Class Parent Workshop (2.30pm):	Year 4 parents
<b>Tuesday 17th May</b>	Young Voices	Year 5 and Year 6
<b>Monday 23rd May - Friday 27th May</b>	Redwood Class Residential Trip	Year 6
<b>Friday 27th May</b>	END OF TERM 5	Whole School
<b>Monday 6th June</b>	TERM 6	Whole School
<b>Monday 6th June</b>	School Photographer - Class Photos	Whole School
	School Photographer - Year 6 Individual Photos	Year 6
<b>Thursday 21st July</b>	END OF TERM 6	Whole School





## Did you know?

The Guinness World record for the most soap domes created inside one another is 15! The record was set in Taipei, Taiwan in 2012 by a man named Su Chung-Tai. He used a large tube to blow a huge bubble dome then smaller tubes to blow bubbles inside one other. Amazing!

## Equipment needed:

- 1 cup
- 1 straw
- ½ teaspoon of sugar
- 1 teaspoon of washing-up liquid
- Jug of warm water
- Tablespoon
- Teaspoon
- Flat surface (with no bumps or imperfections) such as laminated card or plastic tablecloth.

## Method:

- 1) Place 2 tablespoons and 2 teaspoons of warm water into a cup.
- 2) Add ½ teaspoon of sugar and stir it until dissolved.
- 3) Add 1 teaspoon of washing-up liquid and stir well.
- 4) Dip your finger into the bubble mixture and spread it over the flat surface you will be blowing your bubbles on.
- 5) Submerge one end of the straw in the bubble solution so that it's completely coated.
- 6) Place the coated end of the straw vertically on to your surface. Then, through the other end of the straw, blow a fairly large bubble.
- 7) Dip the straw back into the bubble solution, then, aiming for the centre of the first bubble, gently push it inside.
- 8) Gently blow a second bubble on the surface of the desk inside the first bubble.

## Health and Safety:

- Ensure children do not taste or drink the bubble mixture.
- Children who are seriously allergic or sensitive to soap or detergent products, should not do these activities.
- Ensure children wash their hands after the activity.

Acorns and Conker Class	<p><u>Who can Blow a double bubble?</u></p> <p>Follow the instructions to create a double bubble. You may need to spend time practicing a bit before you can do it. Who in your family can create a double bubble?</p> <p><u>Do bubbles always pop?</u></p>
Chestnut and Cedar Class	<p>Follow the instructions to create bubbles on a surface. Is it possible to insert a finger or object into a bubble without it popping? Make a prediction and test it. You may need to spend time practising testing this. Can anyone else in your family do it? Why do you think it happened?</p> <p>What happens when bubbles touch? Make a prediction and test it. Were you surprised at the result?</p>
Willow and Cherry Class	<p><u>Who can blow the biggest double bubble?</u></p> <p>Follow the instructions above to create a double bubble. Spend time practicing this to perfect your bubble blowing technique.</p> <p>Once you have a double bubble, coat a small plastic ruler with bubble solution and slide it vertically into the middle of your bubbles to measure their height – both the inner and outer bubble.</p> <p>You can either try to beat the height of your biggest inner or outer bubble or have a competition with a family member to see who can blow the biggest bubble. Who will be the double bubble blowing champion?</p>
Maple and Redwood Class	<p><u>Does sugar affect your bubble?</u></p> <p>Follow the instructions above to create a bubble solution. Then create a slightly different solution by not adding the sugar.</p> <p>Experiment creating double bubbles (following instructions above) with each solution.</p> <p>Is there a difference in bubbles or creating double bubbles between the two solutions?</p> <p>Why do you think that might be?</p>




**Fun for the little ones!**

Bouncy Castle  
Sand Art Bottles  
Plant a Sunflower  
Glitter Tattoos  
Colouring Station




**12th March | 12-5pm | Whisty Hall, BA3 3JL**

Refreshment stall  
Community Cake Sale  
Scentsy  
Treatbox Delights  
Greeting Cards  
Midsomer Norton Crafts  
Cooper Jai Ice

Sara's Books  
Pour Your Heart Out  
Resign Craft and Design  
Personalised Crafts  
by Pippa-Rose Designs  
Homemade Cakes  
by Sophie

Gerrie's Craft Corner  
ABC & Glitter

Sponsored by






# CREATIVE MINDS



## *Easter Holiday Club*

**April 11th - 22nd**

**The Hive Community Centre  
Peasedown St John**

**8am - Breakfast Club**

**9am - 4pm - Holiday Club**



**SIGN UP NOW! From £16.50 a day!\***

**\*Terms and conditions apply**

**Email: [creativemindshc@gmail.com](mailto:creativemindshc@gmail.com)  
Tel: 07713 933507 or 07792 582699**