


Midsomer Norton Primary School

News



Issue 4
Spring Term/Term 4/2022

Welcome to our School Magazine!

In this issue:

Meet the Member of Staff

School and Community News – what's been going on?

Jokes

Why do we have Easter Eggs?

How to look after a Guinea Pig *Easter Cookery*

Easter Art and Craft

EASTER WORD WHEEL **How to do Cat's Cradle**

and lots more!

Win a prize in this Easter hunt!

By Olivia Merko (Earth) Tulisha Barnes (Earth)
Elliot Gregory (Mercury)

In this magazine, an amount of Easter eggs are hidden on the pages that look like these six!



How many can you spot?

Put your answer in the pink box and we will announce the winner on the 8th April in Celebration Assembly and you will win a small prize!



World Book Day Report

By Callum Rossiter (Earth)

Every March we celebrate World Book Day in school by inviting children and staff to dress up as their favourite book characters.


Why and what is World Book Day?

World Book Day was created by UNESCO on 23rd April 1995 to celebrate books, authors and to encourage young people to discover the pleasure of reading. The first World Book Day in the UK and Ireland took place in 1997 to promote reading for fun.

The day was changed in the UK in 1998 because of conflicts with St George's Day as well as the Easter school holidays.

I dressed up as an astronaut from Man On The Moon.
Mrs Forster and Mr Randell dressed up as Where's Wally!

Here are some pictures of people from school dressed up on World Book Day.



Forget expensive Fidget Spinners, Fidget Cubes and Poppits! An inexpensive, easy-to-make fiddle-toy that has been around for decades is far more fun when you're bored at home and want to keep your fingers busy. Read on to find out what we're talking about...

Cat's Cradle

Crazy String Game!




Position 1-1

Loop the string behind your thumb and little finger on your left hand.

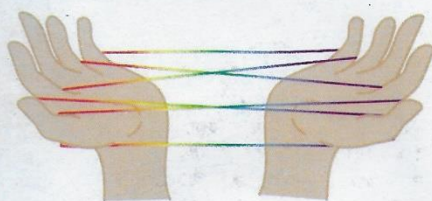
Position 1-2

Mirror part 1 on your right hand. Keep the strings in front of your other fingers.



Position 2


With your right index finger, pick up the palm string of your left hand from below, pull this string back as far as possible. Do the same with your left index finger to the right palm string. Pull hands apart. This is called the Basic Position.



**All you need is
1m of string,
tied into a loop!**

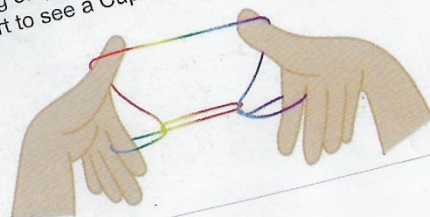
Cats Whiskers

Drop both thumb loops. Turn your hands so that the backs face you. With your thumbs, pick up from below the far little finger string and bring it back towards you. Your hands resuming a normal position. Your thumbs go over near the index string to pick up the little finger string, bringing it back so that there are now 2 strings on each thumb. Release your little fingers and bend them towards you and pick up the closest thumb string. Release the thumb loops. This is the Cats Whiskers!



Cup & Saucer

Return to the Basic Position. With your thumbs, go over the first index string and pick up the second index string. Now you have two strings around each thumb. Pick up the bottom string with your teeth, lift it over your thumbs and let it go. Release the string off your little fingers. Pull your hands apart to see a Cup and Saucer.



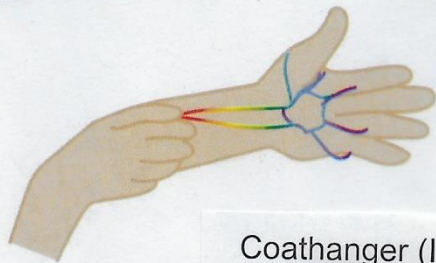
Eiffel Tower (Image A)

Do the Cup and Saucer, then pick up the strings closest to you in your teeth. Let your thumb strings go and move your hands down so that the tower stretches out to its full height creating the Eiffel Tower.



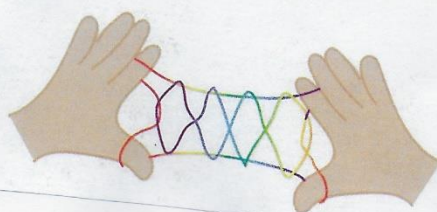
Flying Bird

Make a small loop in the string and place it between your index and middle fingers of your left hand, leaving the rest of the string hanging down across the palm. With your right hand, bring the small loop back over your index and middle fingers. Give it a twist clockwise, and place the new loop made by twisting back over the same 2 fingers. Pull forward both loops that now go around the index and middle fingers to make them bigger. There are 2 strings coming between these fingers, pick up the nearest string with the right thumb and index finger and loop it round your left thumb. Pick up the furthest string and loop it round your left little finger. Now pick up the large loop from behind your left index and middle fingers, bring it forward, and drop it. Pull on the long string with your right hand to extend the figure. Now open and close the fingers on your left hand to make the bird fly.



Harbour Bridge

Carry on from the Cats Whiskers. Your thumbs go over both index loops to pick up near the little finger loop and return. With your right thumb and index finger pull out the loop round your left index finger so that it also goes round the left thumb. Then pick up the lower thumb loop and take it over the top of the thumb and drop it. Do exactly the same on the right hand. You now have a small triangle between your thumb and index finger on each hand. Place your left index finger down into the left triangle, and your right index finger down into the right triangle. Turn your hands down and away from you and release the little finger strings. Extend your thumbs and index fingers. You now have the Harbour Bridge.

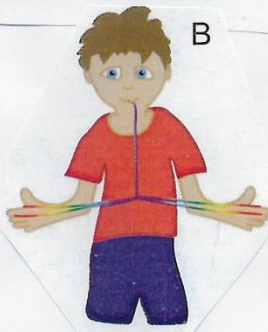


Coathanger (Image B)

Do the Eiffel Tower. Pull your hands up and slightly apart so that the knot in the centre of the figure tightens. This forms the Coathanger.

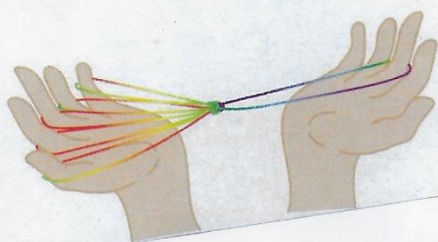


B



Witches Broom

Start with Position 1-1. With your free hand, pull down the palm string all the way. Then pull down the palm string again. Take the dangling hoop over the middle 3 fingers. Now pick up the two hoops on the thumb and little finger and pull both together. Now co-ordinate your 3 left middle fingers through the 3 gaps in the string. Tuck the tails held in your right hand under the hoop on your left knuckles and pull through. Take the string which is now across your middle knuckles over your fingers and pull tight. This is the Witches Broom.



Parachute

Start with Position 1-1. Put the palm string behind your middle finger leaving a long loop of string in front of your hand. Put your right hand inside this loop facing your left hand. With your right index finger, pull down the left index loop, and with your right middle finger pull down the left ring finger loop. Pull these loops out away from your left hand, letting the long string slide off your right hand. Now co-ordinate your 3 left middle fingers through the 3 gaps in the string. Pass the loops over the backs of your fingers of your left hand and release. With your right index finger pull out the left thumb loop, and with your right middle finger pull out the left little finger loop, and extend. This is the Parachute.




Facts about Latvia

by Maisie Dezis (Earth)

- Latvia loves their capital, Riga. Nearly 1 in 3 of Latvia's residents live in Riga and Riga is sometimes described as the Paris of the North.
- Latvia is watery because it has 12,000 rivers and 3,000 small lakes - perfect if you like messing about in boats!
- Latvians enjoy a bit of friendly rivalry with Estonia.
- Latvia is anything but mountainous. Its highest point is Gaizinkalns, at 312 meters above sea level. But in order to surpass Suur Munamagi, the highest point in Estonia at 318 meters, they built a tower on top. That, alas, was demolished in 2012, due to safety risks.




- Latvia is the third poorest country.
- Latvia's current flag design has been in use since 1280. Only Denmark's has been around longer.



- Latvia's capital - Riga - is one of 14 capital cities that consist of only four letters. The others are: Rome, Oslo, Lima, Baku, Bern, Kiev, Juba, Male, Doha, Lome, Suva, Dili and Apia.

- Latvia is best known for having the widest waterfall in Europe, Venta Rapid, which extends to 270 metres wide during the spring floods.




International Women's Day!

by Rosie (Jupiter) and Maisie (Earth)

Tuesday 8th March 2022 was International Women's Day. Inspired by a telephone call to the school office from a past pupil, Harrison Pollard, asking for a photograph of his chosen "Inspirational Woman", his Year 6 teacher Mrs Ross, we spoke to our fellow reporters (and Georgia Chard) and found out who their Inspirational Women are:

- Zoe McKay's is Zendaya because she's always herself and doesn't care what people think.
- Georgia Chard's is Zendaya because she is pretty and an actor with Tom Holland.
- Reece Kurton's is Mrs Josham because she is a nice teacher and she looks out for everyone.
- Ffion Gunton's is Miss Derrick because she is kind and caring.
- Alfie Colfer's is his sister Erin because she is nice and sweet.
- Sophie Maine's is her sister, Esther, because she is kind and accepts her for who she is.
- Tulisha Barnes' is her older sister because she is the most gentle and most warm-hearted and amazing person in general.
- Callum Rossiter's is Mrs Ross because she is always nice to him and is very joyful.
- Mrs Josham's is her Grandma because she was so kind, loving and firm but fair.
- Stanley Pack's is Amelia Aerheart because she has inspired him to want to be a pilot.
- Jasper Pack's is Miss Dodington because she is great and she makes him want to be a teacher.

We hope you enjoyed celebrating International Women's Day and that you always respect all the women and girls you know (and, of course, everyone)!



Meet the Member of Staff



In this issue, Mars Class Teacher, Mrs Buffham, takes the hot seat!

Adult's Name: Liz Buffham.

Where were you born? Tunbridge Wells in Kent.

Where did you go to university? Well, first I was a nurse and then a midwife (helping ladies to have their babies) but I then wanted to become a teacher so I went to Bath Spa University as a mature student.

Where do you live now? I live in Bristol.

Do you have any children? Yes, two grown up daughters and a son.

Do you have any brothers and/or sisters? One of each - they are younger than me.

What did you want to do for a job when you were growing up? A Nurse.

Do you like your name? If you could change it, what would you like to be called? I like my first name very much!

What one thing would you like to change about yourself? I would like not to have to wear glasses.

Where is your favourite holiday destination? Polzeath in Cornwall.

What is your favourite food? Rissotto.

What's your favourite colour? Blue.

What is your favourite music genre? POP - and I love singing with my Military Wives Choir.

What is your favourite book? The Night Before Christmas.

What is your favourite subject to teach? I like all of them but possibly science.

What is your least favourite subject to teach? PE - there's too much jumping for me!



What's the silliest thing that has ever happened to you? *Falling asleep in the sun and getting sunburnt.*

Do you have any fears or phobias (eg spiders, heights)? *No, not really.*

What was the last thing you bought? *Some pretty flowers for my house.*



Do you have any hobbies? *Gardening and cooking.*

Do you have any pets? *I have a wire-haired Fox Terrier called Freddie who I love very much!*

What do you do to relax? *Take Freddie on a walk.*

Which is your favourite season and why? *The spring because I love the colours and I know summer is on its way!*

Which is your favourite: tea or coffee? *Coffee - I don't like tea one bit!*

What super power would you like to have? *To be able to stop people dying.*

What would you do with £1,000,000? *I'd make sure my family all had a good home and I'd also give lots away.*

If you could have dinner with anyone you choose (dead or alive) who would that be and why? *Dame Judi Dench - she'd tell a really good story!*

Do you have a special skill, for example juggling or being able to recite the alphabet backwards really quickly? *I can build amazing sandcastles!*

What 3 things would you take with you if you had to go and live on a desert island? *I'd take a notepad, a pencil and a pillow.*



Have you ever met a famous person and if so, who? *I've met Sir Cliff Richard - I sang with him on a Christmas No 1!*

Tell us a Wow fact about yourself...have you ever broken a World Record or you are related to a pop star, for instance? *I'm just me and want to be as kind as possible!*

Thank you Mrs Buffham, we've loved learning more about you!



Who will feature in the next issue? Find out next Term.



What is Geocaching?

by Olivia Merko (Earth)

Geocaching is a fun outdoor family activity where you can find little containers called caches. We have found them hanging in trees, hidden under leaves, hanging on fences, and I even found one in a fake log. The biggest size is about the size of a lunch box. There are also micro pots that I find quite often which are just a bit bigger than the tips of your fingers.



Lots of geocaching pots have swappable trinkets inside and I love bringing little toys or something small that I can swap out for something else. Also inside, there is a scroll of paper, a log, where you can write your geocaching name and the date you have found it. You then record your find on the Geocaching App so people know that have found it. You can upload a photo at the same time if you want to.

If you find it difficult to find that geocache, then you can get a hint from the app. Also, where other people have logged that they have found it, some people give some more clues!

I find lots of geocaches in forests, woods or along the cycle track. You download an app that can show you the location of geocaches close to you. We usually go on walks where we can see from the app that there are lots of geocaches.

You can also hide your own geocache where you just hide a little pot with a scroll of paper inside and register it on the Geocaching App so that people can track it.

FUN FACT: if you don't know about geocaching, you are called a muggle (*just like in Harry Potter if you don't know about wizards and witches*)! If you are in the process of finding a geocache, keep your eyes peeled for muggles and act natural as they pass.

If you find a geocache by PinkOtter that is actually Mrs Josham!!!

I hope I have inspired you to look for geocaches – it's so much fun! I've included some photos of caches my family have found!




A camouflaged cache hanging on a fence and Olivia, cache in hand, after another find!

Helping Others is as easy as ABC

Midsomer Norton Primary School has recently taken delivery of a large quantity of fabulous new Collins Primary Learner's Dictionaries after help from our PTA and a very generous donation from local businessman, Ryan Church, who owns and runs Riverside Cleaning Contractors.

Ryan is well-known in the local community as a kind-hearted and generous man, often donating things to people in need. During the early days of the pandemic, Ryan offered his amazing cleaning expertise to places that were in need of deep-cleaning to rid them of Covid 19 germs, and when the recent storms closed school for the day on the Friday before Half Term, Ryan paid for 30 meals in a local take-away for children who would otherwise miss out on their hot school lunch.



Thank you Ryan and Riverside Cleaning Contractors.

For all your domestic and commercial cleaning requirements, contact Ryan on 07878 886771. Mrs Ashman and Mrs Josham, as well as countless other customers agree that he is the best in the business!




You might have seen Ryan's funny van around?



What do you call an alligator detective?
An investi-gator

What do you call a bear with no teeth?
A gummy bear



Wed Thursday 17th March 2022

WALT: use different language features to create suspense.



by
Maddie
Moore
(Earth)

Leo did not want to go to the graveyard after dark but he could still hear the words of his friends, daring him. They were watching him from the other side of the street as he walked up to the gates.

✓ *Parenthesis*
Debating whether to turn back, Leo stood, paralyzed, in front of the foraging,
✓ *Subordinate clause*
vast barren gates. As he gathered the urge to apprehensively creep forward,
✓ *Powerful verb choice*
he swore the gates ~~he~~ seemed to have horror oozing out of its very hinges.
✓ *Persuasion*
It beckoned him to come closer. Tugging open the obsolete, heavy gates, doors,
✓ *Sensory*
a sudden draft of cold air embraced him; leaves flew dancing around him
and a sudden bewildering howl of wind sent shivers down his spine.
✓ *Onomatopoeia* ✓ *ellipses*
CRASH! there was no going back...

The graveyard was deserted and desolated. Stone unsettled gargles

✓ Dash

Protruded at different angles - their eyes glaring ^{and sneering} at each other at Leo in a menacing

way as he passed. Venturing further, he caught a glimpse of the moon, motionless

and uncaring. It hung precariously, shining an inauspicious light, as though

guiding him onwards. As quick as lightning, everything happened at once.

He stumbled over a twig, causing it to snap and break. A bustle of leaves

violently

✓ Empty words

violently shook and something emerged from its spot. A host and a flap of

wings flew overhead. He circled his head over to where this creature

✓ Rhetorical question

✓ short impact sentence

had landed. What was this menace? An owl. It had sharp talons which

were submerged in the branch for balance. ^{He} was scanning the beauty

when its head ^{twisted} ~~turned~~ round creepily. Leo was petrified. Something about

the creature's behaviour gave him the chills. He wished to see

colour

the colour of them but couldn't as it was dark and eerie and the

moon whimpered behind the clouds. A horrifying moan scared the

silhouetted

owl off. A dash of a silhouetted figure appeared then faded. With a

ringing in his ears, Leo ^g gingerly crept forward. Another flash. Footsteps

came close behind him. He froze. Leo tried to scream but nothing came out...

Why did the M&M go to school?
Because he wanted to be a smartie

Why can't a leopard hide?
Because he's always spotted

Jar of joy



This activity focuses the mind on positivity - helping us to remember things that made us feel good.

Take note of joyful days, moments or feelings, write them down and put them in your jar. At the end of the year, open it up and remember all of the things that made you smile!

You will need:


- an empty jar (make sure the jar you choose didn't contain something strong smelling - it can be really tricky to get rid of the smell of pickled onions and curry sauce!)
- coloured tissue paper (in small pieces)
- pva glue and water mix (50/50)
- a paintbrush
- a luggage label
- a memo pad

Let's get creative:

Find an empty glass jar and wash thoroughly. Once dry, paint the outside of the jar with the pva glue and water mix, then layer tissue paper onto the glue. Work in small sections as it can get a bit messy! Wet tissue paper can also stain, so make sure your table is covered.

Once finished, leave somewhere safe to dry for 24 hours and create a label for your 'Jar of Joy', this can also have your name and the year on it.

If you are creating a jar at home, keep it somewhere you will see it and keep a memo pad next to it so that you can quickly jot down your happy moments throughout the year.



More Local Generosity

All of the MNPS News Reporters were surprised and delighted to receive a complimentary hot chocolate (*with flake or marshmallow*) courtesy of Ali at Costa in Midsomer Norton when they took copies of their Term 3 School Magazine over for their customers to enjoy whilst drinking their cuppa.

You can always be sure of a warm smile and friendly greeting at our local Costa!



Thank you Costa!






BOOK REVIEW

Harry Potter and the Philosopher's Stone

Reviewed by Alfie Colfer (Uranus)

Do you like Harry Potter? Then read **Harry Potter and the Philosopher's Stone** now!



This book is amazing - I've read it myself. It's an adventure about Harry, Hermione and Ron working together to get through traps - like the riddle placed by Professor Snape.

Some of my favourite lines are when the senior said, "Mars looks bright tonight." And when Harry's aunt said, "Are you nearly up?"

My favourite character is Harry Potter...who's yours?



Why did the cow cross the road?

Because he wanted to go to the mooovies!


By Rosie (Neptune)



What do eggs do for fun?

They do karayokeeee!

Scarlett (Jupiter)



Why did the box want to get tall?
So it can be a toolbox!
By Kalen Barnes (Neptune)

Why was the Easter Bunny so upset?
He was having a bad Hare day

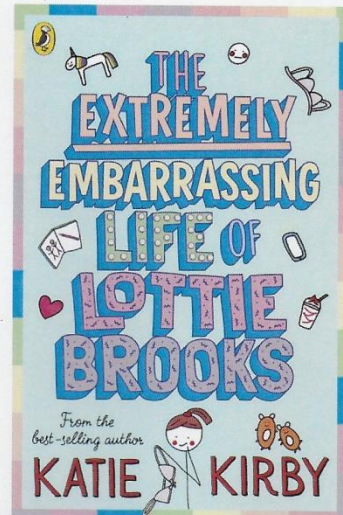


BOOK REVIEW

The Extremely Embarrassing Life Of Lottie Brooks

Reviewed by Sophie Maine (Earth)

Lottie Brooks is 11¾ and her life is already officially OVER. Not only is she about to start high school without any friends or glamorous swooshy hair, she doesn't even own a BRA! Armed with her "TOTALLY SECRET PRIVATE DIARY" and a large supply of Kit Kat Chunkys, Lottie takes on sleepovers, crushes, new best friends and some EXTREMELY embarrassing moments!



The Extremely Embarrassing Life Of Lottie Brooks has to be my favourite book ever. I love how relatable it is and how comedic it is. The drama and embarrassment is hilarious, it even made my dad chuckle while I was reading it to him! After I finished the book in August 2021, I had to wait until March 2022 for the next book to come out, and I can safely say that I hadn't enjoyed any book the same as Lottie Brooks since.

This book is highly recommended by me and Amber Nash. In fact, I'm having to quickly read the next book, just so she can read it afterwards!

Overall, I would definitely recommend this book to year 5&6.

Why did the cow push the farmer?
Because he wanted him to mooove.
By Olivia Merko (Earth)

Where do you go if you die in prison?
Prison life (From Roblox)
By Amelia and Jenny (Neptune)

What did the hen say to her chick?

"Don't you egg-nore me!"

Callum (Earth)

How to Care for Guinea Pigs

By Callum Rossiter (Earth)

I have 2 guinea Pigs and these are 10 simple things that you need to do to look after a Guinea Pig.

- Guinea Pigs like to eat a lot of cucumber;
- You need to clean them out at least 2 times a week;
- You need to give them hay and water;
- You can get them lots of toys to keep them entertained;
- You can let them out onto the grass in the summer because they like to eat grass;
- You can make big piles of hay for the Guinea Pigs to sleep;
- Get them a litter tray for when they need to go to the toilet;
- You can get the Guinea Pigs out and hold them for around 15 minutes. If you do any more they could have an accident on you;
- You can get a tub and fill it up with water and bath them;
- Make sure you have a place for them to sleep because they can sleep whenever they want, they don't just sleep in the day and they don't just sleep at night.

That was 10 things you need to know about how to care for a Guinea Pig.

Knock knock.
Who's there?
Tank.
Tank who?
You're welcome.

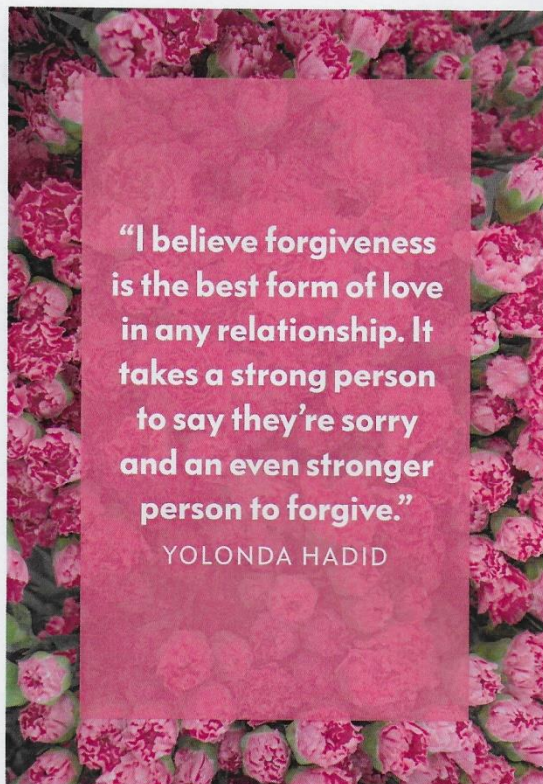


The one on the left is called Biscuit and the right one is called Bruno.

How do trees get online?
They just log in

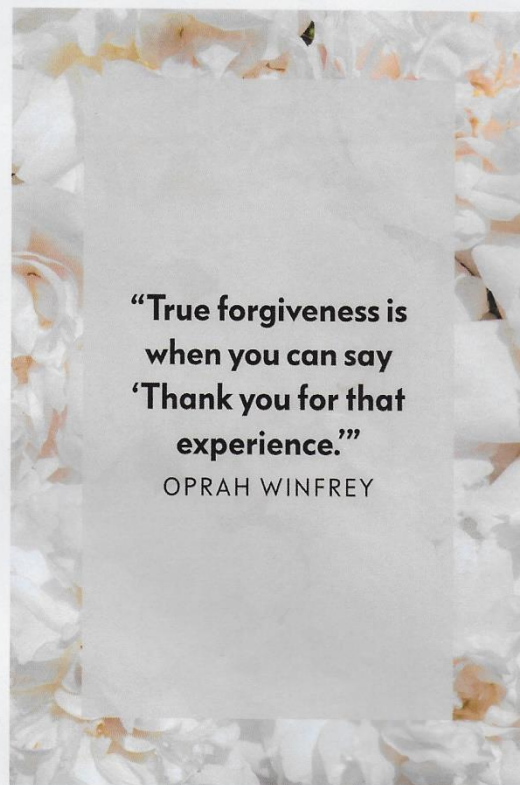


Forgiveness



"I believe forgiveness is the best form of love in any relationship. It takes a strong person to say they're sorry and an even stronger person to forgive."

YOLONDA HADID



"True forgiveness is when you can say 'Thank you for that experience.'"

OPRAH WINFREY

By Zoe McKay (Jupiter) and Daisy Collins (Jupiter)

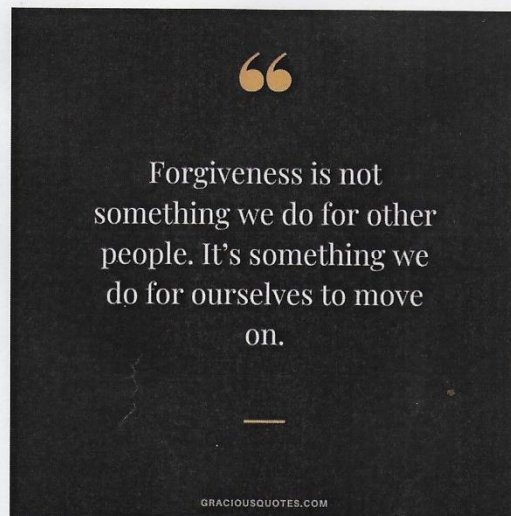


“

Forgiveness does not change the past, but it does enlarge the future.

PAUL BOOSE

GRACIOUSQUOTES.COM



“

Forgiveness is not something we do for other people. It's something we do for ourselves to move on.

GRACIOUSQUOTES.COM

Forgive and Forget!





The Easter Story

by Olivia Merko (Earth)




The whole reason that Christians celebrate Easter is because we remember that Jesus died on the cross and then rose again three days later. But why did this happen? Hopefully this will help you understand...

Way back in old Bible times, God spoke to a man called Abraham and promised him that all his descendants would be God's chosen people. God taught them that if you do wrong (sin) then you should go to the temple with an animal, such as a lamb, and the priest will sacrifice it for you to take that sin away from you and you will walk out of the temple free of your sin.

Many years later, God sent his son down to Earth to live just like us as a human being. God's son, Jesus, spent his life teaching people how God wanted us to live. Unfortunately, the leaders did not like that Jesus was teaching people something different to how they taught, and they captured him and punished him with the worst punishment at that time, which was being nailed to cross and left to die. Little did they know this was all a part of God's plan because, when Jesus died on the cross, he took away all of our sin - past, present and future - with him, just like the lamb that was sacrificed at the temple. So now, instead of sacrificing a lamb, Jesus became the lamb so that we can pray to him to forgive us for the bad things we do and start a new life with Jesus as our friend.

At Easter we celebrate that Jesus died on the cross for us and that he gives us an opportunity for new life.





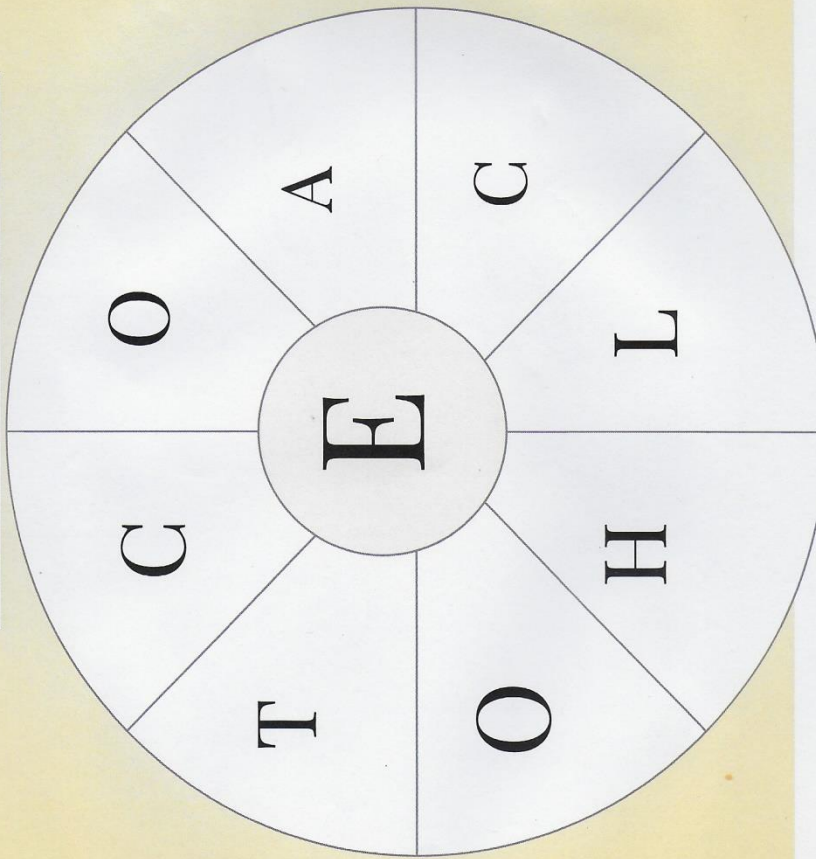
By Hollie Smith
(Mercury) and
Jenny Fry (Neptune)

Easter Word Wheel

How many words of
3 or more letters
can you make out of
these 9 letters?

Each word must
contain the letter in
the middle of the
Word Wheel (E) and
you can only use
each letter once in
each word.

*Answers
inside the
back cover!*



Can you
find the 9
word?



Why were Easter Eggs created?

By Maisie (Earth) and Rosie (Jupiter)



The Easter egg (an ancient symbol of new life), has been associated with pagan festivals celebrating spring. From a Christian perspective, Easter eggs are said to represent Jesus' emergence from the tomb and resurrection.

The first chocolate eggs appeared in France and Germany in the 19th Century, but they were bitter and hard. As chocolate-making techniques improved, hollow eggs like the ones we have today were developed. They very quickly became popular and remain a favourite tradition with chocolate-lovers today.

Bunnies, eggs, Easter gifts and fluffy, yellow chicks in gardening hats all stem from pagan roots. They were incorporated into the celebration of Easter separately from the Christian tradition of honouring the day Jesus Christ rose from the dead.



In Christianity, it's believed that eggs were formerly a forbidden food during Lent so people would paint and decorate them to mark the end of the period and fasting. Early Christians in Mesopotamia dyed eggs red to mimic the blood the Christ shed during his crucifixion.

Did You Know!!!!!!

There are many countries that don't have Easter holiday...including Afghanistan, Algeria, Japan, Saudi Arabia, Thailand, Libya, Laos and Pakistan.



Spring Sensory Treasure Hunt

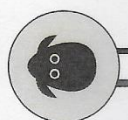
Explore inside and outside* and tick off how many of these items you can find!



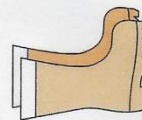
☐ Something that was grown



☐ Something that smells nice



☐ An animal noise



☐ Something you can wear




☐ Something you see at Easter




☐ Something that can hold water



☐ Something in the sky




☐ Something patterned



☐ Something green



☐ Something that has numbers



☐ Something that crawls or slithers



☐ Something bumpy

*Please check the specific Covid-19 guidance for your area and only use this activity if it is safe to do so.

Why did the egg fail its driving test?
He liked to **egg-celerate** too much!

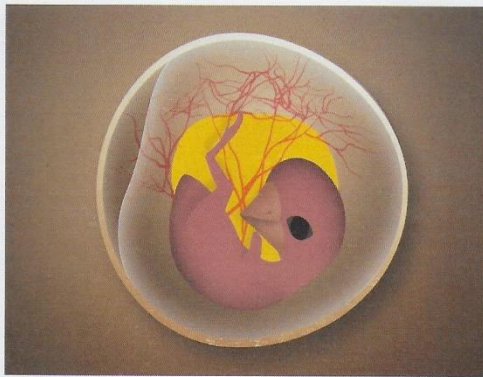
Calum (Earth)



Evolution of a chick

by Elliot.G and Reece.K

(Mercury) (Jupiter)



The chick starts of in its egg
the chick is very comfortable in it's
egg and the shell is lined with loose
veins And the shell keeps it warm.



Once the chick has hatched from
its egg, its mum licks off all of the
sack so the chick is free.



When the chick has grown a bit it
Can do things itself.

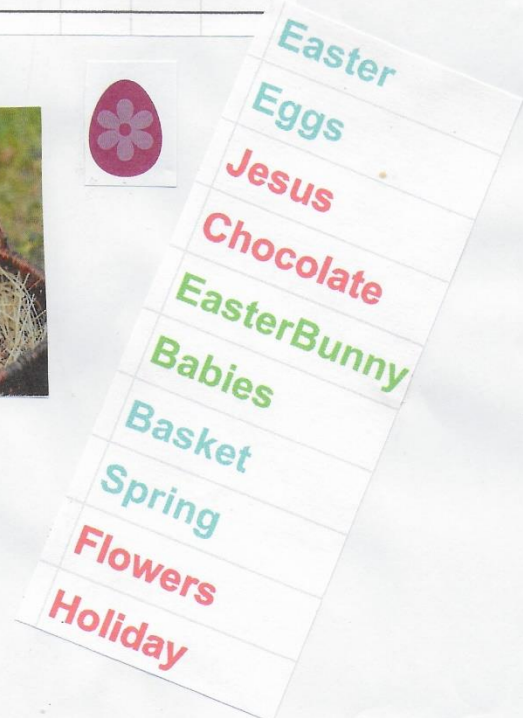



Once the chick is getting past its
young ages it begins to grow
different colour feathers and then
they can care for themself.

REMINDER:look after animals no matter what they are

Easter Word Search

By Ffion (Uranus) and Jenny (Neptune)



Mini Egg Easter Cake Recipe

by Maisie (Earth Class)

Ingredients:

- 200g of caster sugar;
- 200g of softened butter;
- 4 eggs, beaten;
- 200g of self-raising flour;
- 1 teaspoon of baking powder;
- 2 tablespoons of milk.

Filling

- Chocolate spread.

Icing

- 600g icing sugar;
- 300g unsalted butter;
- 2 teaspoons of pink food colouring;
- As many Mini Eggs as you want, chopped in half.



Method


- 1-Preheat oven to 190 degrees.
- 2-Pat the butter and sugar together until nice and smooth.
- 3-Beat the eggs together-with the butter and sugar-until it's nice and glossy.
- 4-Sift in the self-raising flour and mix in a figure of 8.
- 5-Put in the baking powder.
- 6-Add 2 tablespoons of milk.
- 7-Place the mixture in 2 round 20cm baking tins with tin foil or baking paper.
- 8-Put it in the oven to cook for 20 minutes.
- 9-After 20 minutes, take the cake out of the oven and leave to cool.
- 10-Once cooled, take it out of the tin foil/baking paper and get your chocolate spread. Then, carefully spread the chocolate spread filling onto the bottom half of the cake.
- 11-Put the top layer back on and sandwich together.
- 12-Grab the icing sugar and the butter.
- 13-Cream the icing sugar and butter together.
- 14-Then add a few drops of pink food colouring and mix together.
- 15-Get a knife and spread the icing all around the cake.
- 16-Stick mini eggs (chopped in half) on the top.




I hope you enjoy this cake and recipe as much as I do!




HOW TO MAKE AN EASTER BUNNY




1. Start with a sheet of square paper facing this direction.




2. Fold the bottom corner to the top.



3. Now fold the left corner over to the bottom right.



4. Open back up.




5. Fold the bottom up this will make your ears.



6. Now fold the bottom right up as shown.



7. Do the same to the other side.



8. Fold the bottom tip up.



9. Turn over and add some eyes, nose, a mouth and whiskers!

BY ELLIOT GREGORY, MERCURY

What do you call a sad strawberry?
A blueberry



What kind of photos will you find on a turtle's shell?
Shell-fies



The Easter breakdown



By Elliot.G (Mercury)

On one, what seemed normal, Easter morning Jack woke up excited for what he thought would be a brilliant Easter morning but not all went to plan!

When Jack got downstairs and had his breakfast, he was ready, ready for what you say? well, it's Easter morning, the one morning of the year that you go outside or around your house and get chocolate eggs, of course what else would it be, anyway back to the story. So Jack was ready and he was really excited to get lots of chocolate, so he went outside and he searched, then he searched a bit more, then a bit more!


Until he searched the whole garden and house three times! Jack thought this was a bit strange. "Could the Easter bunny miss my house" he thought to himself "no that would never happen, what if the Easter bunny just didn't wake up, that could be a possibility", he was so confused that he really had to look into this. So he went around the whole village looking for answers but what he found almost narrows it down to only a couple things he could think of, no one in the whole village got any eggs and it was on the news no one in the world got any. So that finishes it, Jack had to go find where the Easter bunny lived and put an end to this mystery, but Jack wasn't the only one to think of this idea.

Jack searched, then he searched a bit more until he finally found it, 123 Carrot road, Easter island. So Jack hopped on his bike and started riding to the airport, but there was one problem: the airport was filled with people trying to get to Easter island, but the hope wasn't lost yet. Jack's friend owned a boat and what separated him from Easter island, water. So Jack hopped back on his bike and peddled as fast as he could. After about 30 minutes he got there, and he was very lucky because not only did Jack want to get to Easter island but so did Olly (Jack's friend). This was good because they were about to drive to the sea, but Jack stopped them and got in and off to the beach they go.

After around 45 minutes they were finally there and because it's the beach they just had to build a sand castle. So after a bit of building Jack came in "Ok we need to stop and get to Easter island", "ok, ok calm down we'll go I was just having some fun" Olly said sounding very annoyed. So they just hopped in the boat and off they went ready to find the Easter bunny. The time past minute by minute but no island was in sight until out of the fog they could see it getting closer and closer until they were there docking the boat. Hooray they cheered, it had been about one and a half hours they were sailing across sea (heads up, it was boring). So they went on a hike for who knows how long, they swam across lakes, climbed up hills and even had a baby bear come after them, luckily it wasn't vicious and just

wanted to play tag but after all that they found the house. It was pink and blue with multi-coloured eggs painted on. So they knocked on his door then they knocked again until they had no choice they had to knock the door down. Then with speed they frantically searched the whole house until there was one room left, his bedroom. As they entered the room they were in disbelief to see the Easter bunny wasn't there but one thing was, a note stating: all is well my eggs need to be activated as they are invisible and will appear once the button under my bed has been pressed. So they lifted up his bed and pressed the Easter button, with that the sky lit up with all the eggs shining in all their glory, Easter was saved!



 WELTON BAPTIST CHURCH

nfest

Amazing Easter Trail

Enter a team to race through or ramble along 10 activities that bring to life what happened on the very first Easter weekend.

MSN Town Park 10 April
2.30pm start
All ages welcome
(each team must have 1 adult 18+)

Register your team of up to 4 people on eventbrite at nfesteastertrail.eventbrite.co.uk.

For more info head to www.weltonchurch.org.uk

What do you give a sick lemon?
Lemon-aid





EASTER QUIZ

By Zoe(Jupiter) and Daisy (Jupiter)

1: Who was the main person in the Easter Story?

A: Easter Bunny

B: Humpty Dumpty

C: Jesus

D: Chocolate Egg

2: How was Jesus killed in the Easter Story?

A: Starvation

B: Put on a Cross

C: Drowning

D: Fire

3: How old was Jesus when he died?

A: 67-70

B: 56-59

C: 12-15

D: 33-36

4: What year was Jesus born?

A: 1567

B: 5 BC

C: 9 BC

D: 1124

5: What year were Easter Eggs invented?

A: 1300

B: 1100


C: 1500

D: 2000



What do you call a fake noodle?
An impasta

Easter Shape Hunt



Shape	How many?
Circle	
Triangle	
Rectangle	
Square	
Semicircle	
Oval	

By Jasper Pack
(Neptune)


What do you call a pig that does karate?
A pork chop




10 FUN THINGS TO DO WITH FAMILY AND FRIENDS AT EASTER

by Sophie (Earth)

- Paint hard-boiled eggs;
 - Go on an Easter Egg Hunt;
 - Make Easter Cards;
 - Watch Easter movies;
 - Go for a hike/walk and look at nature;
 - Have a picnic;
 - Watch the sun set or even the sun rise;
 - Make bird nests – Rice Crispy nest cakes;
 - Decorate an Easter bonnet;
 - Make an Easter wreath;
- and most importantly...



HAVE FUN!



When does Christmas come before Easter?

In the dictionary!

Elliot (Mercury)



Word Wheel answers

The long word was CHOCOLATE - did you get it?

ace	ache	ale	aloe	ate	cache
cachet	catechol	ceil	cel	celt	chalet
cheat	chela	cleat	cloche	clothe	cole
cote	each	eat	echo	eclat	eta
etch	hale	hate	heal	heat	helot
hoe	hole	hotel	lace	late	lathe
lea	leach	leat	lech	letch	loathe
locate	ocelot	oche	ole	tale	tea
teach	teal	the	thole	toe	tael
tache	let	cochlea			



Turning Red Movie Review



by Stanley Pack
(Mercury)

Turning Red is the newest Disney-Pixar movie all about a 13 year-old girl called Meilin Lee who finds out with any strong emotion (such as stress or embarrassment) that she turns into a massive red panda.

This is basically a movie about friendship and how your body changes as you grow. If you haven't seen this movie yet, I really recommend you see it over the Easter holidays. I enjoyed it so you might like it too.

We hope you enjoyed reading this issue of MNPS News as much as we have enjoyed producing it.

We hope you have a very Happy Easter and get to enjoy some time outside in the spring sunshine.



What do you want to see in the next issue of MNPS News?

Please don't forget, you can place any jokes, riddles, ideas, short stories, reviews, features, pictures, recipes, craft ideas...anything really into the box in the library.

The next issue will be out just before Whitsun and the Jubilee Celebrations!



Many thanks to:

All the contributors, staff and children for their brilliant ideas and input.

The Spring Term/Term 4 Journalists:

Tulisha Barnes
Jennifer Fry
Sophie Maine
Jasper Pack
Mrs Josham

Alfie Colfer
Elliot Gregory
Rosie Matthews
Stanley Pack

Daisy Collins
Ffion Gunton
Zoe McKay
Callum Rossiter

Maisie Dezis
Reece Kerton
Olivia Merko
Hollie Smith