



Welcome!



Everything starts with reading!



Doat yoo wont 2 gow howm arskt
baju.

Noa iy wot too plai chays sed d
bran ejock.

Oakai staiy heyr ven.

Can you read this?

What is phonics?

- Phonics is the link between letters and the sounds that they make.
- Children are taught to read by breaking down words into separate sounds or 'phonemes'. They are then taught how to blend these sounds together to read the whole word.



Although there are **26** letters in the English alphabet, there are around **44** speech sounds in English!

What are speech sounds?



- **Phase 1:** developing speaking & listening skills (7 Aspects)
- **Phase 2:** learning the first 19 phonemes
- **Phase 3:** learning 26 phonemes – the remaining single phonemes as well as digraphs & trigraphs
- **Phase 4:** consonant clusters
- **Phase 5:** alternative phonemes and pronunciations
- **Phase 6:** word specific reading and spellings






















What does each Phase entail?

Initial Sounds - phase 2

s	a	t	p	i	n	m	d	t	o
g	c	k	u	b	f	e	l	h	sh
r	j	v	y	w	th	z	ch	qu	x
ng	nk								

Digraph Support Mat Phase 3



 <u>ch</u>	 <u>sh</u>	 <u>th</u>	 <u>ng</u>	 <u>qu</u>	 <u>ee</u>	 <u>or</u>
 <u>ar</u>	 <u>igh</u>	 <u>ai</u>	 <u>oo</u>	 <u>oo</u>	 <u>oi</u>	 <u>er</u>
 <u>ear</u>	 <u>oa</u>	 <u>ur</u>	 <u>ow</u>	 <u>ow</u>	 <u>air</u>	 <u>ure</u>

Digraph Support Mat Phase 5



ay



ou



ie



ea



oy



ir



ue



aw



wh



ph



ew



oe



au



ey



a-e



e-e



i-e



o-e



u-e



ire



are

How Phonics will be taught...

- Discrete 20 minute phonics lessons 4 times a week.
- Through hearing children read.
- Through writing activities in English.
- Through handwriting practice.
- Games and independent activities.



The phonics lesson

- Tricky words of the week. (These are words that are not phonetic so need to be learnt by sight e.g. 'said')
- Recap sounds through actions and rhymes.
- Discussion around focus sound in isolation through videos and reading.
- Reading and writing the sound within a word through Nessy games and activities.

www.nessy.com

- Reading and writing the sound within a sentence.


?




rain

train

snail




ai



rain

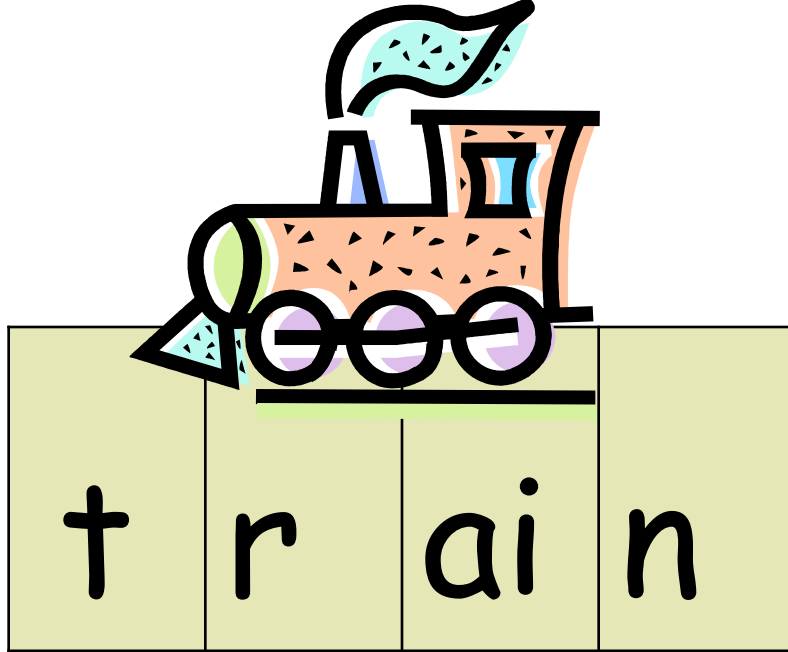


train

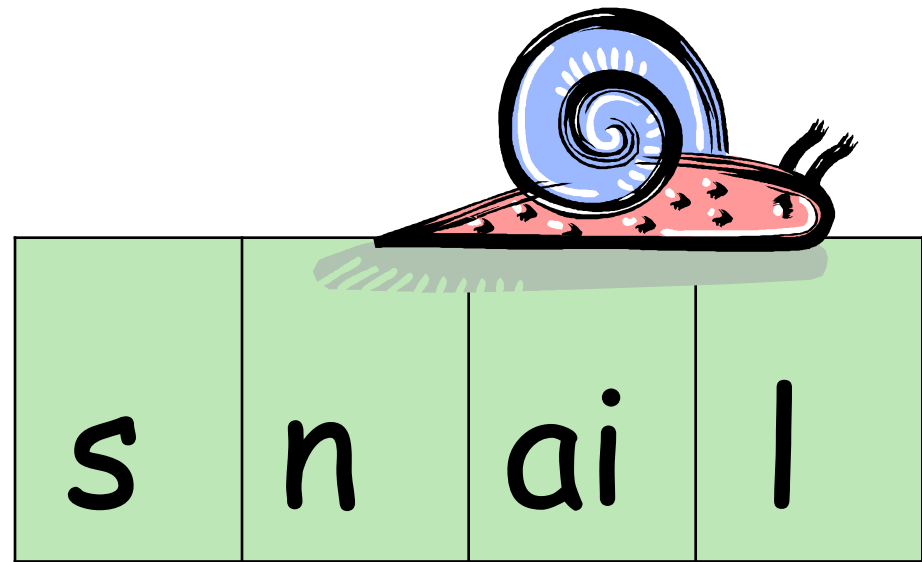



snail





ai





- **Grapheme** – a letter or sequence of letters that represent a phoneme e.g. the letter 'c' in 'cat'
- **Phoneme** – the smallest unit of sound in a word e.g. 'mmm' in 'mum'
- **Digraph** – two letters stuck together to make one sound e.g. 'ch' in 'chat'
- **Trigraph** – three letters stuck together to make one sound e.g. 'igh' in 'light'
- **Grapheme to phoneme correspondence (GPC)** – converting graphemes to phonemes when reading aloud (decoding) and converting phonemes into graphemes as we spell (encoding)
- **Segmenting** – where a word is 'chopped up' into phonemes e.g. 'cat' → c/a/t
- **Blending** – where the phonemes are 'squashed' back together e.g. d/o/g → 'dog'
- **VC, CVC etc** – vowel consonant, consonant vowel consonant e.g. am, dad

Some definitions...

Phonics Screening

- Every Year 1 child in the country takes a phonics screening check in the same week in June.
- The aim of the check is to ensure that all children are able to read by the end of year two.
- It is designed to assess their understanding of phonics and their ability to use this to decode words.




What will the children be expected to do?

- The check is very similar to tasks the children already complete during phonics lessons.
- Children will be asked to 'sound out' a word and blend the sounds together. eg d-o-g – dog



- The focus of the check is to see which sounds the children know and therefore the children will be asked to read made up 'nonsense' words.
- There are 40 words in total with a mixture of real and nonsense words.



Examples of words:

in

ot




at

vap



beg

osk



sum

ect




What you can do to help...

- Read with your child daily (little and often)
- Recap sounds and their rhymes.
- Encourage your child to use the sounds when writing.
- Support your child with their spelling homework (tricky word focus)
- Read to your child.


What you can do to help...

Practice a mix of 'non- words' and real words.


kigh
• igh



girst
• ir •
•



baim
• ai •



Ask your child to draw 'sound buttons' underneath each sound, to show they can correctly identify each one.

Say all the sounds individually then put the word together.

k-igh = kigh

g - ir - s - t = girst

b - ai - - - m = baim

Useful websites...

Online resources and games...

- ✓ Oxford Owl: www.oxfordowl.co.uk
- ✓ Phonics Play: www.phonicsplay.co.uk
- ✓ Letters & Sounds: www.letters-and-sounds.com
- ✓ Articulation film clip:
<http://www.teachfind.com/nationalstrategies/teaching-activities-related-articulation-phonemesvowels-and-consonants>
- ✓ Teach Find: www.teachfind.com
- ✓ Scotts MLE Reception page:
- ✓ BBC: www.cbeebies.co.uk

Free resources to support learning...

- ✓ www.twinkl.co.uk
- ✓ www.letters-and-sounds.com

Any questions?

