

14th January 2022

Our School Christian Vision - 'Working together to build a firm foundation for learning and caring.'

Rooted in Matthew 7 24 – 25 'Therefore everyone who hears these words of mine and puts them into practice is like a wise man who built his house on the rock.'

Message from the Headteacher

Happy New Year - I hope that you all had a good Christmas break. During our inset days last week the teachers looked at writing across the school and we were all impressed at how much progress the children are making using our new writing scheme 'The Write Stuff'. The scheme encourages the use of high quality modelling, class discussions as well as sentence stacking before launching into independent writing and it seems to be really working for our children. We hope to be able to share some of the children's work with you at future parents evenings and learning celebrations.


This term we return to the new Christian value of wisdom. During collective worships this week we have been exploring the difference between being wise and being clever, we have discussed examples of how people can have all of the facts but it is how they use these in their lives which makes them wise. As the term progresses we will be looking at proverbs or wise sayings, we would love you to discuss your favourite proverb at home and complete the home school challenge with your child -

please send these into school so that we can put them on display.

Best wishes,

Mrs West-Gaul

FAMILY FOCUS
Building a Wall of Wisdom
 Everyone has a favourite proverb or wise saying. Talk to family members about proverbs that they think give **wise** advice. Ask them to explain the meaning of the proverb and add it to a 'wall of wisdom'.
 Build your wall by writing each proverb on a 'brick' cut out of paper. Blu-tack the bricks on to a wall.
 You can find lots of proverbs on www.phrases.org.uk



To start you off here three well-known proverbs:
 "A chain is only as strong as the weakest link"
 "Many hands make light work"

HOME-SCHOOL CHALLENGE
A Brick for the Wall
 Make a shoe box 'brick'. Cover the box with paper and write your favourite proverb on the brick. Then, either in a cartoon drawing or in words (hand written or typed on the computer and printed), tell a story using your proverb as the moral. Finish with the words:
 So this proves the proverb, ".....".
 (For example, So this proves the proverb "Don't count your chickens before they hatch".)
 Decorate the brick so it looks fantastic and take it to school to help build a Wall of Wisdom.

Term 3 Christian Value: Wisdom







'Wisdom is worth much more than precious jewels' - Proverbs 8:11

Stars of the week

Acorn class	Betsy George
Ash class	Charlie
Birch class	Ezra
Chestnut class	Dilly
Elm class	Eden
Holly class	Frankie
Hazel class	Jake
Maple class	Owen
Oak class	Izzy
Pine class	Olivia
Rowan class	Izzy
Sycamore class	Joseph
Willow class	Amos

Values awards

A reminder that pupils can be nominated for a values award for things that they do outside of school which fall into the category of one of our six values. A nomination form is attached to this weeks Purple Pages.

					
LOVE	PEACE	WISDOM	HOPE	FRIENDSHIP	HONESTY



Year 6 Reading Recommendation

Thank you to year 6 for suggesting some great books!

A book review by: Em Wilson, EA/Sycamore
 Book title: A place called perfect by Helena Duggan

What is the book about?
Violet Brown is forced to move away from her friends to Perfect. She is already suspicious, everyone is forced to drink 'specialTEA' and wear glasses. Making friends along the way, Violet discovers the truth: Perfect isn't so perfect...

Who are the main characters?
Violet Brown, Boy, Colonel George William Archer (s) Rose and Eugene Brown, all arches.


Where is the story set?
The town of Perfect and No-Man's-Land.

What did you like about this book?
The mystery behind it, and how the reader has the ability to decide what they think the mystery truth really is.

Rating: ★★★★★ !!!

Draw your favourite part of the story

tea leaves
 THE NIGHT: VIOLET and BOY sleep as the Archer Men (bottom right) & tea leaves blow everywhere through the factory.



A book review by: Amelia Dando
 Book title: The Amazing Edie Eckhart

What is the book about?
This book is about two people called Edie and Oscar; they are best friends but they go to secondary school and get put in different classes and Oscar makes new friends. Edie also has a disability.

Who are the main characters?
Edie and Oscar

Where is the story set?
Edie's school primary and secondary they also live by the sea.

What did you like about this book?
I like how it's full of fun and easy to read. It's fun reading about everything that happens.

Rating: ★★★★★

Draw your favourite part of the story.

A book review by: Imogen Roberts
 Book title: The Land of Stories

What is the book about?
This book is about two siblings who fall into their treasured book of fairy tales.

Who are the main characters?
Conner and Alex

Where is the story set?
The story is set in a hidden place.

What did you like about this book?
I liked how you could picture all the places they travel.

Rating: ★★★★★

Draw your favourite part of the story.



Year 6 Reading recommendation cond.

A book review by: Holly

Book title: The land of stories the enchantress returns

What is the book about?
The book is about 2 children who enter a land where fairytales are real. The evil enchantress that cursed Sleeping Beauty is back. Can they stop her?



Who are the main characters?
Alex and Connor Baily
Enchantress (Ezra)

Where is the story set?
In a world where fairy tales are real.

What did you like about this book?
I liked the adventure in this book, and how they work together. I also like how they always try to help others.

Rating: ★★★★★

Draw your favourite part of the story.



A book review by: Melissa

Book title: A series of unfortunate events

What is the book about?
This book is about 3 siblings whose parents have died in a fire and their relative, Count Olaf, is trying to steal their big fortune.


Who are the main characters?
The main characters are Violet, Klaus and Sunny Baudelaire

Where is the story set?
Some of the places include: Mount Smeagol, Caligari Carnival and 69 Clark Avenue.

What did you like about this book?
I like how there are a number of mysteries and the Baudelaires discover more about them in each chapter.

Rating: ★★★★★

Draw your favourite part of the story.



Citizenship and Character Award

It has been lovely seeing the photographs that some people have shared of their Christmas break. Well done in particular to Mason in year 3 who has now completed enough challenges to earn his bronze award. Here are some recommendations for the coming weekend:

1. Take photographs (Developing Me) - Get up early on Saturday morning and take some pictures of the flowers and tree branches coated with winter frost.
2. Go on a long walk (Physical Me) - Why not encourage an adult in your family to join you on a long walk in the surrounding countryside? Pay attention to how the frozen mud makes a really satisfying crunchy sound beneath your feet!
3. Take part in local environmental work (Local Me) - You might have noticed a lot of litter in our local area recently, which is a problem because it blows into the River Somer and then finds its way to the sea, where it could be eaten by marine life. If you've got the right equipment (gloves and bin bags), why not go litter picking with an adult?

Remember to provide a small piece of evidence to show what you have achieved towards the Citizenship and Character Award. This could simply be a photograph, a short review, a certificate, a sketch or even an artefact.



Nursery Learning

In Seedlings class we are learning about space. We have had so much fun making our own moon sand using flour and oil.

With our small world toys we have landed rockets on the moon, explored with astronauts and enjoyed making a big mess! The children have been researching planets and mixing colours with paint to create pictures of the solar system. We have had different rocket craft activities to help us practice our fine motor skills, cutting shapes to create fantastic rocket pictures.



The children have also been introduced to the concept of gravity, learning new vocabulary and exciting language through experiments. We used balls of varying weights and sizes, rolled them up a slope and dropped them from a height to see what would happen.

Our School Christian Values

'Working together to build a firm foundation for learning and caring' -
Rooted in Matthew 7 24 - 25

Thank you to Mrs Vu for creating a piece of artwork to display in our classrooms to remind our children that our Christian values are the foundation of our school.

'Therefore everyone who hears these words of mine and puts them into practice is like a wise man who built his house on the rock'



Doodle Maths

This week's top doodlers are:

Reception - Sophia	Oak - James
Ash - Charlie	Pine - Erin
Chestnut - Dorothy	Rowan - Freddie D
Elm - Poppy	Sycamore - Alice
Hazel - Owen	Willow - Daisy
Maple - Hannah	

