




Year 2

Term 3 - Topic Web




How can I support my child at home?


In Year 2, we provide Homework every week.

There are 5 or more common exception word spellings weekly; we look at these spellings every Friday. The children are required to spell these correctly and independently by the end of Year 2. In addition to these spellings, the children will be provided with a maths and English challenge weekly - these will be set every Friday and due the following Thursday.

There will be a termly compulsory STEAM challenge. This will be project-based and we encourage the children to be as imaginative, creative and abstract as they like.



Things to remember:


- Please could all property be labelled to support us and the children in identifying clothing and shoes.
 - Reading Books are able to be changed once every week.
- 

English

Our core text for this term is 'The Dragon Machine' by Helen Ward. The outcome of our work will be to write a story based upon the model text using our own ideas for a change of character and machine.

SPaG (Spelling, Punctuation and Grammar)

- Write sentences with different forms
 - Use subordination (apply because, introduce when)
 - Use present and past tenses correctly and consistently
 - Use punctuation correctly - exclamation marks, question marks



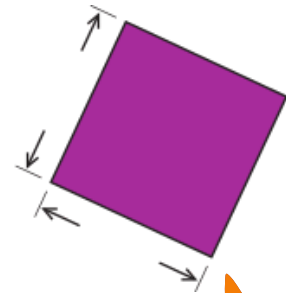
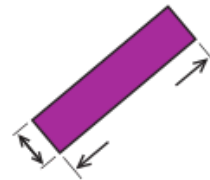
Tier 2 Vocabulary:
overlook, perch, havoc, troublesome,
advice, consult, tragic, lumbered,
wreckage, venture, telephone,
tulips, sank, water lilies, pond,
encyclopaedia, machine,
undercarriage, engine, fields.



Maths

In Maths we will be looking at:

- Multiplication and Division
- Statistics
- Length and Height



**In year 2 we should know our 2s, 4s 5s,
8s and 10s times tables**

Tier 3 Vocabulary:

divide, odd, even, equal groups, number of equal groups, tally chart, tally, pictogram, block diagram, table, popular, equal, represent, symbol, total, altogether, width, distance, long, longer, short, shorter, tall, metres (m), centimetres (cm), order, compare, ruler, metre stick, measure, zero, greater than (>), less than (<), equal to (=).



Science: Uses of everyday materials

This term in science we will be comparing the suitability of materials by carrying out tests and recording data. We will be able to:

- Name objects with the same use that are made from different materials.
- Name materials that are used to make objects with different uses.
- Recognise that stretching, twisting, bending and squashing can cause some solid objects to change shape.
- Name properties that make materials suitable for their use.



Tier 3 Vocabulary:

bend, block graph, elastic, fabric, flexible, glass, material, metal, object, plastic, property, pull, push, record, rock, squash, stretch, suitable, twist, wood.

Materials have properties that suit the uses of many different objects.



Metal is waterproof, strong and stiff.

Objects are often made from different materials.



metal

wood

plastic

Some solid objects are made from materials that can change shape.



stretch



twist



bend



squash

material

What objects are made from.

property

How a material is described.


suitable

The best choice.

History: How did we learn to fly?

This term in History we will be able to:

- Identify important events surrounding the history of flight.
- Explain how a significant event has changed the lives of others.
- Ask questions about people and events in the past.
- Use primary sources to find out about people and events in the past.
- Correctly order five events on a timeline.

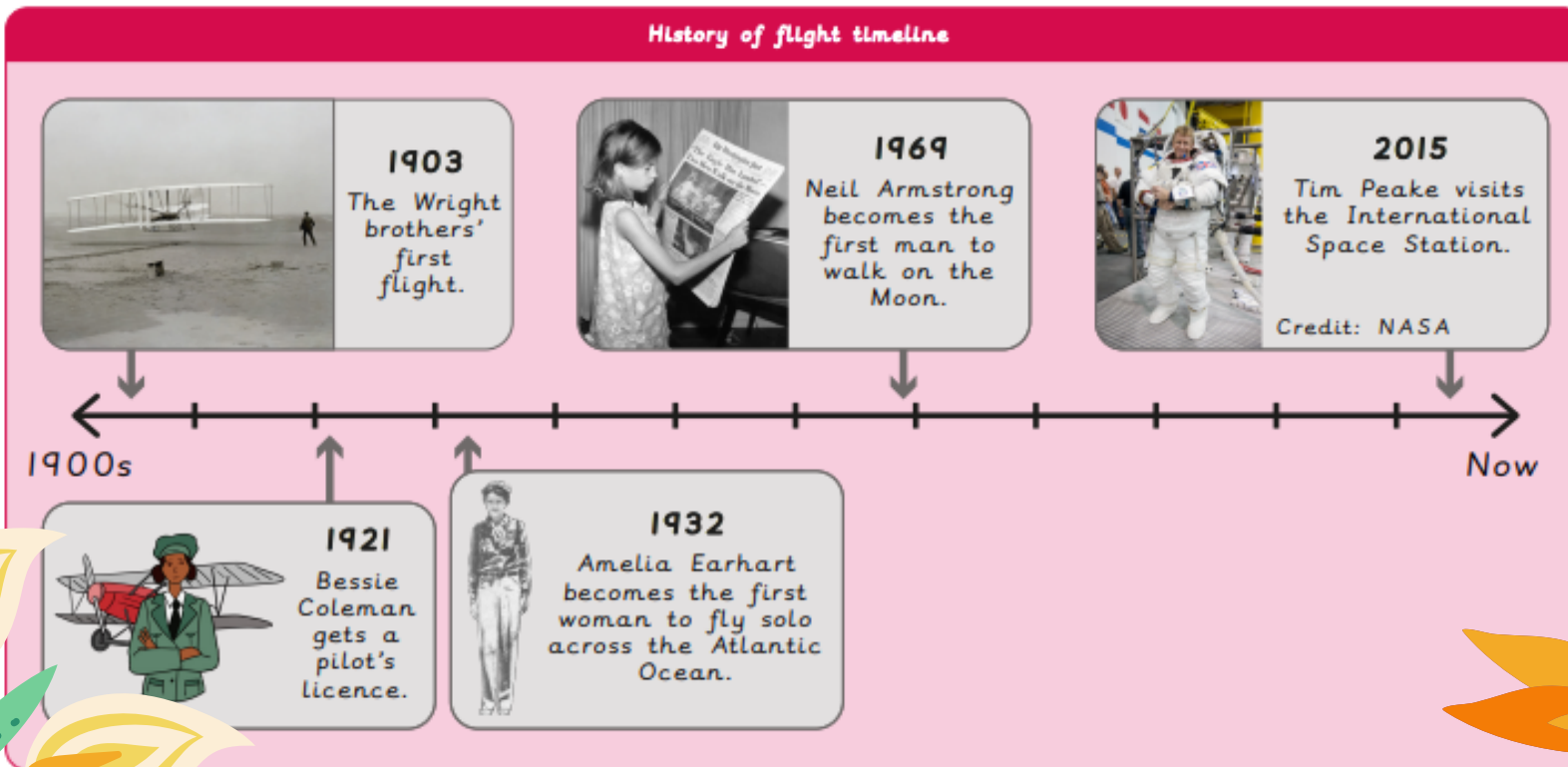


Tier 3 Vocabulary:

beyond living memory, decade, evidence, eyewitness, flight, historic, historically significant, inventor, living memory, past, present, primary source, source.

achievement	Something done successfully through hard work or courage.	primary source	An original document from the period being studied that has not been changed in any way.
evidence	The information that historians take from sources.	historically significant	An important person or event from history.
eyewitness account	A written record or audio recording of someone who witnessed an event.		

History of flight timeline



PSHE: Dreams and Goals



This term in PSHE we will discuss:

- Choosing realistic goals.
- Considering achievements and how they make us feel.
- Perseverance, even when tasks can be difficult.

We will develop our skills to:


- Recognise who we work well with.
- Work in groups to create an end product.
- Learn how to share success with other people.

This term in PE we will develop our sending and receiving skills including throwing and catching, rolling, kicking, tracking and stopping a ball. We will also use equipment to send and receive a ball. We work with a range of different sized balls and apply our skills individually and begin to organise and self-manage our own activities. We will understand the importance of abiding by rules to keep ourselves and others safe.

PE: Sending & Receiving



This term we will be exploring how we know that some people are believed to have a special connection to God through looking for clues in religious stories.



RE: How do we know some people have a special connection to God?

Music: Musical Me

In this topic children learn to sing the song 'Once a Man Fell in a Well' and to play it using tuned percussion, adding sound effects, experimenting with timbre and dynamics and using letter notation to write a melody

Tier 3 Vocabulary:
rhythm, pulse,
dynamics, timbre, beat,
melody, notation.





Tier 3 Vocabulary:
design, design criteria, wheel,
Ferris wheel, pods, axle, axle
holder, frame, mechanism.



In DT we will be learning how to
create fairground wheel,
discussing structure and
materials.

DT: Fairground Wheel




Art: Map it out

In Art we will be responding to a
design brief. We will learn three
techniques for working creatively
with materials and at the end of
the project, we will evaluate our
design ideas.



Tier 3 Vocabulary:
abstract, composition, curator, design,
design brief, evaluate, felt, fibre, gallery,
imaginary, inspired, landmarks, mosaic,
overlap, pattern, shape, stained glass,
texture, viewfinder.




Computer Science: Word Processing

In Computer Science we will be able to:

- Explain which are the home row keys and how to find them for typing.
- Use the spacebar and backspace correctly.
- Type and make simple alterations to text using buttons on a word processor.
- Search for, import and alter appropriate images for a text document.
- Modify text in a document.
- Use copy and paste to copy text from one document to another.
- Explain what information is safe to be shared online.

Tier 3 Vocabulary:

Backspace, Bold, Copy, Copyright, Cut, Delete, Forward button, Highlight, Home row, Home screen, Image, Import, Italics, Keyboard, Keyboard character, Keyboard shortcut, Keyword, Layout, Navigate, Paste, Redo.





Spellings:

Week 4 - Test 26.01.24

Mr, Mrs, parents, Christmas,
everybody, even.




Week 5 - Test 02.02.24


Friend, their, there, every, they're,
one.

Week 6 - Test 09.02.24

Beautiful, because, hour, our,
should, eye.



Please discuss the meaning of the words
with the children and check that they
can use them in a sentence.



STEAM Challenge:

This term's STEAM challenge is to create a Bird's Eye View of inside your own house. Think about:

- What materials you may use and their properties.
- What you know about maps.
Could this help you with your model?

This project is due on Monday
12th February.



Please contact Miss Roberts
or Mrs Harfield if you have
any questions.



Reading

Reccomendations:

'The Dragonsitter' by Josh Lacey
'Don't Look in this Book' by Samuel
Langley-Swain

'The Enchanted Wood' by Enid
Blyton

'My Very Important World' by DK
'The Great Garden Escape' by Erica
L. Clymer