

This term's Christian Value: Peace

Next week's Worship Theme: Advent

Message from the Headteacher

This week marks the start of Advent, a time for preparation in our lives. I am sure many of you have begun to prepare your homes for Christmas and are much more prepared than I am for the upcoming celebrations.

At school this week we have lit the first Advent candle, symbolising hope. During our class collective worships we have begun to explore what hope means and what the children are hopeful for this Advent season.

This year the Diocese have launched their 'Big Green Advent Calendar', God made the world and all that is in it for us to enjoy, but also for us to look after. Christmas is a time of celebration, but it also can produce lots of waste. Instead, this year, they invite you to join Mary & Joseph on an eco-friendly Advent journey to Bethlehem- as we celebrate the birth of Jesus and the earth God has made for us.

They have provided 24 suggestions for planet-conscious activities to do together along the way.



1st Stuff pinecones with seeds and suet and hang from twigs for a feast for our feathered friends.	2nd Upcycle empty jars for electric tealight holders. Use glass pens, lace, stickers or ribbons. Use what you already have.	3rd Make your own Christmas cards using old pictures and scraps or design and send one online to reduce waste and carbon footprint.	4th Make your own snow-globe with an empty jar, water, eco-friendly glitter and some small toys. Bottle brushes make great trees.	5th Gather craft supplies and make an upcycled Christmas picture to give to an elderly friend or neighbour.	6th Make a reindeer from toilet roll tubes. Paint the face and a scarf, use brown paper or pipe cleaners for antlers.
7th Help your parents sort the recycling. Use the internet to find out what happens to your recycling after it is collected.	8th Have a vegetarian day and reduce your carbon footprint! What lovely meals can you come up with without meat?	9th Using old magazines and newspaper- make paper stars and snowflakes. Search online for instructions.	10th Using brown parcel paper- design your own wrapping paper with paint, pens or ink stamps for fully recyclable wrapping.	11th Check around your home for lights that don't need to be on and help reduce your carbon footprint.	12th Help your parents to hang the washing on the line. Using wind power saves energy.

13th Find out your dinner's carbon footprint. How far your food has travelled. What food is grown or produced near you?	14th Make pomanders using oranges, cloves and ribbon. Hang over radiators for a lovely festive smell.	15th Visit your local zero waste shop (online if needed!) for sustainable gifts and waste-free treats whilst supporting independent shops.	16th Bake some cookies and wrap in baking paper for a lovely plastic-free treat for a friend.	17th Visit a garden centre (online if needed!) and buy some spring bulbs. Plant in empty jam jars and decorate with ribbon for a burst of colour in spring.	18th Stuff an old white sock with dried lentils or rice. Tie string around the middle and decorate with pens, ribbon etc to make a unique snowman ornament.
19th Cut strips of newspapers and old magazines and make paper chains to decorate your home. Ask an adult for help.	20th Take a wellie walk and look for pine cones, chestnuts or other natural materials to decorate your home with.	21st Make natural 'tinsel' garlands by threading popcorn, dried cranberries and pine cones onto string.	22nd Using white clay, cookie cutters and some of your wellie walk finds make some tree decorations. Don't forget a hole so you can add ribbon or string.	23rd Make festive playdough by mixing 2 boxes of cornflour with enough body lotion to make into a ball. Add red or green food colouring and peppermint or ginger bread food safe scents.	24th Ask an adult to make hot chocolate, snuggle up and read the Christmas story. Write a prayer to thank God for sending us Jesus and for your family.

We would love to see and share photos of your activities. Please send them to the school office.


Best wishes
Mrs West-Gaul

Achievosaurus

Well done to everyone who has received an Achievosaurus Certificate this week:

EYFS	Amelia S Albie
Year 1	Reggie Henry D
Year 2	Poppy Reggie S
Year 3	Isla M Fabien
Year 4	Freddie G Josh H
Year 5	Talulah Gracie
Year 6	Dawson Sianne

Next Week's Manner of the Week



Year 4 - Reading

In guided reading we have been looking at 'I'll take you to Mrs Cole.' We have been focussing on the description and thinking about who she might be and what her house is like.

Reading Corner




Maple Class have been enjoying our class text 'There's a boy in the girl's bathroom' by Louis Sachar.

It tells the story of Bradley Chalkers who tells many lies! He doesn't have many friends until he meets Jeff – a new boy at school, and the school counsellor, Carla. It's a book about finding belief in yourself and the children have loved hearing all the far-fetched fibs that Bradley tells!!



Oak class have just finished reading 'The boy in the dress' by David Walliams. We loved listening to the story and laughed a lot at some of the mischief the characters got up to. We have recently started 'The Ickabog' and are interested to discover what kind of monster lives in the land of Cornucopia.

David Walliams seems to be a current favourite author across our Year 4 cohort with recommendations by children for the following titles: Billionaire Boy, The World's Worst Parents and Code Name Bananas.



Learning in EYFS



It's beginning to look a lot like Christmas in EYFS this week! We have been starting lots of Christmas crafts and activities as well as practising our Nativity. We came in on Tuesday to find that two elves had changed our role play area into Santa's workshop! Unfortunately the next morning we discovered that they had been up to mischief in the toilets!



Learning in Year 2



These are some of the final poppies made by Year 2.



Key Stage One pupils have supplied lots of hand prints to make a special Christmas Tree which is now on display at the Bishop's Palace in Wells for their 'Christmas at the Palace' event - more details can be found at <https://bishopspalace.org.uk/whats-on/christmas-at-the-palace>.



Birthday Parties

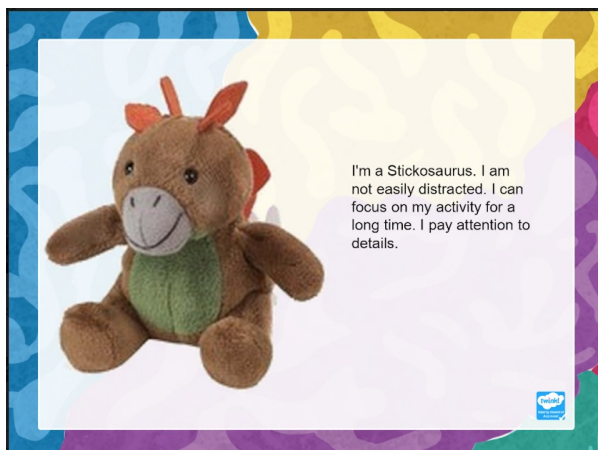
Everyone had fun at last week's Birthday Parties.



Year 1 Played duck duck goose, musical statues and sleeping lions.



Learning Behaviour of the Term



PTA NEWS

Today's Elfridges Shopping event was a huge success, with the PTA raising an amazing £779.39.



Raffle - Please remember to bring your raffle ticket money in to school before next Wednesday (9th December).

18th December - Christmas Muffi and Panto. Suggested donation £1.50

Bad Weather

In the event of closure, or partial closure, we will alert you in one or more of the following ways:

TEXT: We will advise any closures via our school texting service. Please remember that text messages can be delayed when mobile phone networks become busy. Please ensure that we have your up-to-date mobile number.

WEBSITE: A message will be posted on the school home page.

B&NES Music Tuition

We have an exciting opportunity for pupils to sign up for music tuition. On offer are lessons on recorder, fife, flute, clarinet, and saxophone which during the pandemic are being delivered safely online but will move back to face to face in school when permitted. Pupils are encouraged to begin on a recorder (approx. £10 to purchase) as this will prepare them for which ever instrument they choose to learn. There are a variety of lesson options available to suit most budgets. Please get in touch with me at Banes Music Hub on the following email for more details Sophie.Holden@BATHNES.GOV.UK. You can also browse our website banesmusiconline.co.uk to see what we offer.

