

This term's Christian Value: Peace

Message from the Headteacher

It's been a fabulously festive week here at St John's. Christmas dinners have been a joy, Year 1, 2 and 5 have been baking, and the children have been busy making all things Christmas!

This weeks Advent candle represented 'Joy'. The children have been thinking about what brings joy to them, and in the season of Advent what brings joy to others.

As we end the term, may I take this opportunity, to say thank you to all the staff at St John's who have worked tirelessly through these uncertain times to provide our children with the stability and comfort that is needed now more than ever.

From all of us to all of you, we wish you a very Merry Christmas and a happy and healthy 2021.

Mrs West-Gaul, Headteacher



INSET DAYS: 4th & 5th January

Achievosaurus

Well done to everyone who has received an Achievosaurus Certificate this week:

EYFS	Lola Faith
Year 1	Jacob M Olivia
Year 2	Poppy W Jake B
Year 3	All of Year 3 for their fantastic Home Learning and amazing input in our online lessons
Year 4	Isla B Sam
Year 5	Elsie Melissa
Year 6	Ruby Ho Darcie J

Forest School Dates Term 3

Next term it is the turn of 1B, 2B, 3B, 5B and 6B to have Forest School again and the dates are as follows:
5B and 6B every Wednesday starting Wednesday 6th January - this is the first day of the new term
1B and 2B every Thursday starting Thursday 7th January
3B every Monday starting Monday 11th January

Please ensure your child wears layers of old clothing and has a warm coat and wellies. If you can supply your own waterproof trousers that would also be appreciated although as always I do have some to borrow but these will be shared.

Any problems please ask.

Many thanks Mrs Emery

Afterschool Sports Clubs

Our after school sports clubs will resume on Monday 11th January from 3.00-4.00pm. These cost £2.50 per session and can be booked via ParentPay.


Monday - Multiskills

Tuesday - KS2 Football (shin pads must be worn)

Thursday - Invasion games

Learning in Year 6

The Year 6s have been reading *Once* by Morris Gleitzman this term, and have just finished it. They enjoyed it so much they decided to write book reviews about the novel, recommending it to others.



Once by Morris Gleitzman


This book is about a young Jewish boy who escaped from a Catholic convent to save his parents from the Nazis. Through-out his journey, Felix uses his amazing imagination to keep him alive and he gains many companions in the process. Poland is a dangerous place with Nazis around.

Tier 2 & 3 vocab: I feel like this book is aimed at an age group of 10+ probably because of the violence and gear.

Adols Hitler
Jews

I enjoyed this book so much because its just so exciting. There is all sorts of wonder in this book that really got me attached and so many chapters end in cliff-hangers. Also this book is in the perspective of Felix, so you really get a good grip of what he is feeling. It almost makes you believe you are in world war 2. It's just

apsolutely incredibly mind-blowing!
I would rate this book a big 5 stars. It really deserves it.



Once by Morris Gleitzman

This exhilarating book is about a young boy called Felix. It is based in the WWII era. Felix was dropped off in an orphanage by his parents a long time ago. Felix goes on a thrilling adventure, meeting allys and enemies along the way.

I would recommend this book to an age group of ten and upwards.

While this story is extremely exciting, it is also filled with sinister and spine-chilling scenes.

Tier 2 and 3 vocabulary: Adols Hitler, orphanage, Jews, Nazi, ghetto

This incredible story - based on true facts - is part of a great series. It's followed by then, and aster that, now.

This book gets 5/5 from me!

They have also been using the four operations (adding, subtracting, multiplying and dividing) on fractions this term; they are growing more and more secure in their understanding, and have enjoyed reasoning and problem solving around this concept.

$$\begin{array}{r} 3 \overline{) 1} = 0 \text{ r } 1 \\ \underline{0} \\ 1 \times 1 = 1 \end{array}$$

$$\begin{array}{r} 3 \overline{) 15} = 5 \\ \underline{15} \\ 0 \end{array}$$

$$\frac{1}{3} \times \frac{1}{3} = \frac{1}{9}$$

$$\frac{3}{4} \times \frac{5}{1} = \frac{15}{4} = 3 \frac{3}{4}$$

$$\frac{9}{8} \div \frac{1}{9} = \frac{9}{8} \times \frac{9}{1} = \frac{81}{8}$$

$$\frac{4}{9} \div \frac{1}{9} = \frac{4}{9} \times \frac{9}{1} = 4$$

$$\frac{6}{2} \times \frac{1}{9} = \frac{6}{2} \times \frac{1}{9} = \frac{6}{18} = \frac{1}{3}$$

$$\frac{13}{2} \times \frac{4}{9} = \frac{52}{18} = \frac{26}{9}$$

$$\frac{7}{7} \div 5 = \frac{7}{7} \times \frac{1}{5} = \frac{7}{35}$$

Dividing fractions by integers - Sophie

Generalisation

When adding fractions with the same denominators, just add the numerators.

S I T E M

$\frac{1}{2}$ and $\frac{3}{6}$ are related fractions because the denominator 2 is a multiple of the other denominator


1.	$\frac{2}{6} + \frac{3}{6} = \frac{5}{6}$	✓
2.	$\frac{3}{9} + \frac{2}{9} = \frac{5}{9}$	✓
3.	$\frac{1}{12} + \frac{6}{12} = \frac{7}{12}$	✓
4.	$\frac{3}{10} + \frac{4}{10} = \frac{7}{10}$	✓
5.	$\frac{3}{8} + \frac{2}{8} = \frac{5}{8}$	✓
6.	$\frac{7}{12} + \frac{3}{12} = \frac{10}{12}$	✓
7.	$\frac{2}{5} + \frac{2}{5} = \frac{4}{5}$	✓
8.	$\frac{6}{8} + \frac{1}{8} = \frac{7}{8}$	✓
9.	$\frac{1}{10} + \frac{9}{10} = 1$	✓
10.	$\frac{3}{7} + \frac{4}{7} = 1$	✓


Tilly P


S I T E M


The smaller the denominator the larger the fraction


Smallest ✓

$\frac{1}{6}$ 

$\frac{1}{5}$ 

$\frac{1}{4}$ 

$\frac{1}{3}$ 

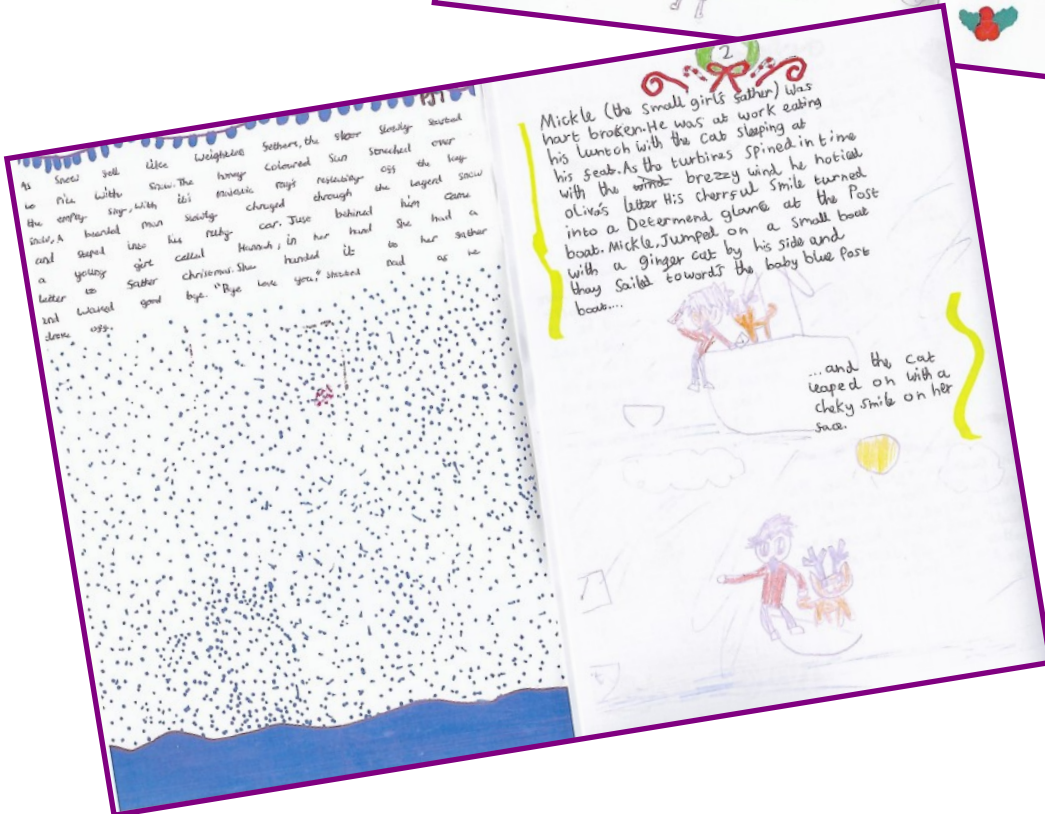
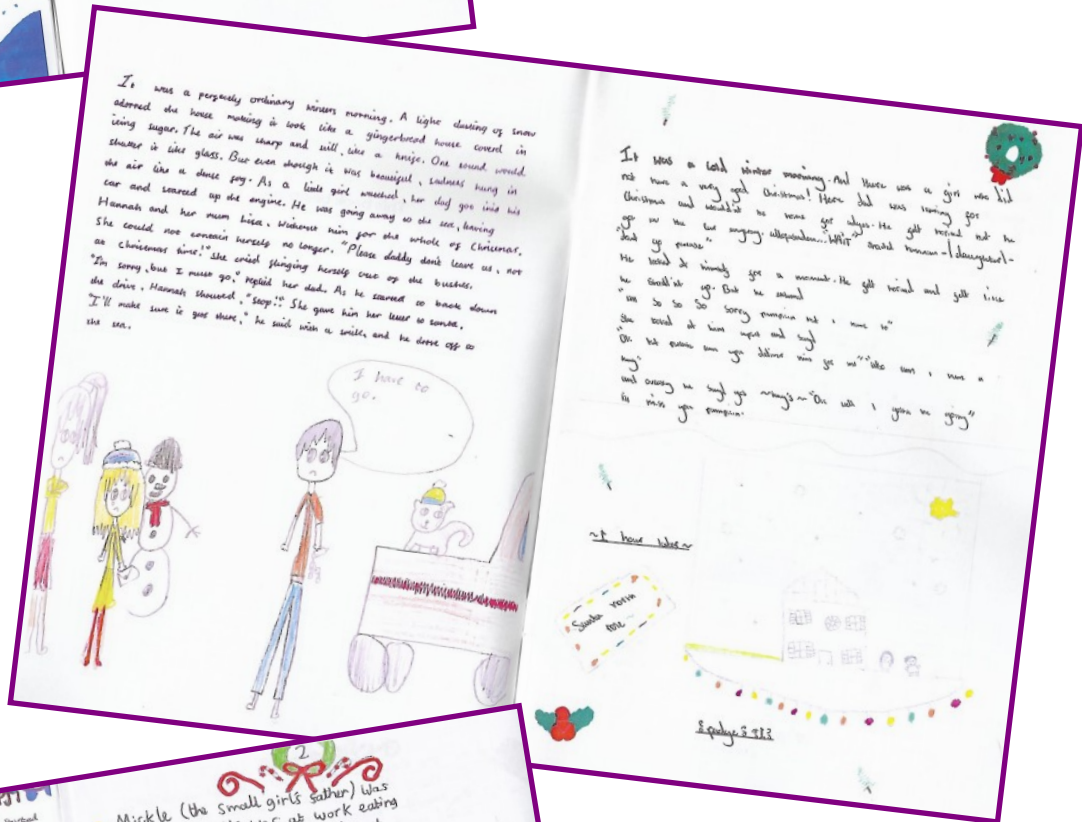
$\frac{1}{2}$ 

Tara O





This term, Year 6 have produced excellent pieces of writing. They have written and performed war speeches as Winston Churchill; created poems about life on the front line; and this week, they have written a narrative based on the John Lewis and Coca-Cola Christmas adverts.



Bake Through the Bible

Year 2 have made jam tarts during their RE lessons this week



Covid reporting first 6 days of the holiday

Reporting steps between **Saturday 19th** –
Thursday 24th December 2020.

1. Send an email to mnsp-covid19-alert@msnpartnership.com titled - Positive Result - Student
2. On receipt of the automated response complete the Google form and submit.
3. A response will be received by MNSP Senior Staff and the relevant School Headteacher notified.
4. Telephone contact will be made to confirm/clarify details.

Key Stage 1: Traction Man

This term we have based our English lessons on the story Traction Man. We have written diary entries, newspaper reports and have followed instructions to make our own parachutes. This is a very entertaining book that was enjoyed by all children in Year 2. Traction Man is a toy superhero who has a different outfit for every occasion, such as; his sub aqua suit and fluorescent flippers that he uses to dive into the foamy waters searching for the lost wreck of the sieve. As well as his Latex space suit to zoom down in his jet powered trainers and save the captured farm animals. Fearless and energetic, Traction Man is able to take on any mission he is faced with.

'Tis the season to get reading!

To inspire your Christmas reading, below you will find a range of Christmassy books aimed at and loved by all ages. I wonder if any will be wrapped and under your Christmas tree!

We also have a reading challenge for you!
It would be great to see lots of you taking part in the Christmas reading challenge. If you would like to take part, please send photographs of your entries into school. There will be certificates for all involved!


CHRISTMAS READING CHALLENGE
THE 12 CHALLENGES OF CHRISTMAS

Read a Christmas themed book <input type="checkbox"/>	Have a whole family bedtime story <input type="checkbox"/>	Create a puppet show of a book <input type="checkbox"/>
Read a story by the Christmas tree <input type="checkbox"/>	Read a book that is older than you <input type="checkbox"/>	Build a den and share a story in it <input type="checkbox"/>
Read a story about an animal <input type="checkbox"/>	Read a book about kindness <input type="checkbox"/>	Share a story with someone over Zoom <input type="checkbox"/>
Draw a picture from your favourite book <input type="checkbox"/>	Share a poem with someone <input type="checkbox"/>	Read a book that makes you laugh <input type="checkbox"/>

TIS THE SEASON TO GET READING!

@MISTERBODD

Picture The 12 Books of Christmas




DASHER

MATT TAVARES

Dasher

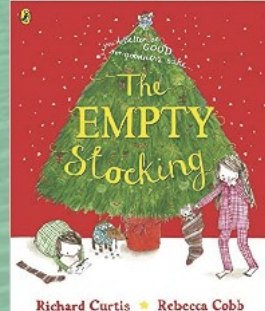
Matt Tavares



Alex T Smith
The
TWELVE
DAYS OF
CHRISTMAS
OF
Grandma is Overly Generous

The Twelve Days of Christmas

Alex T Smith




The
EMPTY
Stocking

Richard Curtis • Rebecca Cobb

The Empty Stocking

Richard Curtis &
Rebecca Cobb



CHRISTMAS
in EXETER STREET
Diana Hendry • John Lawrence

Christmas in Exeter Street

Diana Hendry &
John Lawrence




THE NIGHT AFTER
CHRISTMAS

Kes Gray and Claire Powell 26

The Night After Christmas

Kes Gray &
Claire Powell



The
Snowflake

Benji Davies

The Snowflake

Benji Davies



Sue Hendra • Paul Linnet

OH, CHRISTMAS TREE!

Oh, Christmas Tree!

Sue Hendra &
Paul Linnet



SANTA
POST

EMMA YARLETT

Santa Post

Emma Yarlett



LAST STOP ON THE
Reindeer
EXPRESS

Last Stop on the Reindeer Express
Maudie Powell-Tuck &
Karl James Mountford



Pick a
PINE
TREE

PATRICIA TOHT
ILLUSTRATED BY
JARVIS

Pick a Pine Tree

Patricia Toht &
Jarvis



THE
CHRISTMAS EVE TREE

DELIA HUDDY illustrated by EMILY SUTTON

The Christmas Eve Tree

Delia Huddy &
Emily Sutton



The
Snow
Dragon


ABI ELPHINSTONE &
FIONA WOODCOCK

The Snow Dragon

Abi Elphinstone &
Fiona Woodcock

Favourite Characters The 12 Books of Christmas

DOGGER'S CHRISTMAS



Dogger's Christmas
Shirley Hughes

THE CRAYONS' CHRISTMAS



The Crayon's Christmas
Drew Daywalt & Oliver Jeffers

Michael Bond Paddington and the Christmas Surprise



Paddington and the Christmas Surprise
Michael Bond & R. W. Alley

MERRY CHRISTMAS... BAKED POTATO



Merry Christmas... Baked Potato
Matt Lucas & Scott Coello



Where's Wally? Santa Spectacular
Martin Handford




The Snowflake
Emily Gravett



The Jolly Christmas Postman
Janet & Allan Ahlberg



Duggee and the Christmas Badge



The Dinosaur that Pooped Christmas
Tom Fletcher & Dougie Poynter



Peter Rabbit Christmas is Coming
Beatrix Potter



Ten Little Elves
Mike Brownlow & Simon Rickerty



Little Unicorn's Christmas
Rhianon Fielding & Chris Chatterton

Chapter The 12 Books of Christmas




*How Winston
Delivered Christmas*
Alex T Smith



The Christmasaurus
Tom Fletcher



*Santa Gets a
Second Job*
Michele D'Ignazio
& Sergio Olivotti



*Mistletoe
and
Murder*
Robin Stevens



*A Boy Called
Christmas*
Matt Haig &
Chris Mould



*The Midnight
Guardians*
Ross Montgomery




*The Night I Met
Father Christmas*
Ben Miller




Tinsel
Sibéal Ponder




*The Miracle on
Ebenezer Street*
Catherine Doyle



*There May Be A
Castle*
Piers Torday



Bah! Humbug!
Michael Rosen &
Tony Rosen



*I Killed Father
Christmas*
Anthony McGowan &
Chris Riddell



Christmas Services

Carol Service
December 20th at 6pm.

Crib Service in the Churchyard at 2:30pm on Christmas Eve.
No booking necessary.

Christmas Eucharist on Christmas Day at 10am.

Please call Carol Moore to book on 01761 412226 if you would like to join us.



The 12 Online Safety Tips of Christmas

FOR CHILDREN WITH NEW DEVICES

Christmas is almost upon us once again, and soon some lucky children will be excitedly tearing the wrapping off a new mobile phone, tablet or games console. For some of them, it will be the first time they've owned a device that connects them to the online world. Even for older children, a new device means new corners of the digital landscape to explore – and, unfortunately, new risks to be aware of.

We've put together our top tips so that you can guide your young ones in enjoying their new digital gifts safely and responsibly throughout the year to come. Merry Christmas!



1. ALWAYS SET A PASSWORD



If your child's new device has a password protection feature, use it! It'll help to keep their private information safe and will deny others access to their device without permission. Your children's passwords should be something memorable to them – but something which other people can't guess (it's also a good idea for parents to write it down in case it gets forgotten!).

2. SET UP 'PARENTAL CONTROLS'



This really is an essential when your child gets a new device, so they're protected from the outset. Most phones, tablets and consoles allow you to customise their settings to determine which games your child can play, how they can communicate (and who with), what content they can access and so on. It will give you peace of mind that they can't inadvertently do something they shouldn't.

3. PAY ATTENTION TO AGE RATINGS



One of the first things children want to do with any new device is play games and explore apps. Before they download anything or install a new console game, check its age rating. Many popular games and apps have content that's not suitable for younger ages. The safest long-term solution is to adjust the device's settings so they can only download and use games and apps appropriate for their age.

4. KEEP NUMBERS AND DEVICES PRIVATE



Make sure your child understands that they should never share their phone number with someone they don't know or accept a friend request from them. They should also appreciate that it's a good idea to mainly keep their device out of sight, never lend it to a stranger, and never put it down somewhere that other people could steal it or take it to use without asking.

5. HAVE 'THE MONEY CONVERSATION'



Before your children start using their new device in earnest, talk to them about in-app purchases and other ways that money might be spent through their device. Once they understand, you might want to agree on a spending limit and reassure them that they can come to you if they're uncertain, or if they have made a purchase by accident.

6. DISCOURAGE DEVICE DEPENDENCY



Of course, children who've just got a new device will naturally want to spend as much time on it as possible. But whether they're zapping bad guys, watching videos or connecting with friends, it's easy for them to get attached very quickly. Gently remind them that having family time, going outdoors and getting some exercise are still fun, too. And the device will be there when they get back.

7. EXPLAIN SECURE WIFI NETWORKS



Your home WiFi is protected by a password that only your family knows, whereas public networks (like those found in coffee shops, for example) can be accessed by anyone. It's important that your child grasps this difference because, if they're using a portable device on an unsecured network, then a hacker could access their personal information without them even knowing.

8. LIMIT SCREEN TIME



Using a device for too long, especially just before bed, can interfere with a child's sleep quality and reduce their concentration and overall enthusiasm. It might be helpful to agree on certain times of day when they don't use their device. Most devices' settings let you specify a screen-time limit, helping your child to stay fresh and focused in order to perform well at school.

9. ONLY PAIR WITH KNOWN BLUETOOTH DEVICES



Your child may want to connect to another device via Bluetooth, so they can listen to music wirelessly or share pictures and videos with nearby friends. But if they use Bluetooth to link with a device that they don't know, they're at risk of a stranger being able to see their personal information or having someone transmit a virus onto their device.

10. TURN LOCATION SETTINGS OFF



It's safest to disable the device's location services (if it's a portable device) so your child doesn't inadvertently make other people aware of where they are. You can usually do this via the device's privacy control settings. Turning location settings off not only means your child's whereabouts can't be tracked by others, it also significantly extends battery life.

11. STAY AWARE OF THE SURROUNDINGS



It's quite common to see adults not looking where they're going while engrossed in their phone. Children are even more easily distracted. In some cases, children have been hit by cars or cyclists because they were staring at their device and lost track of where they were. Remind your child that screens and walking don't mix. If they need to use their device, they should stop in a safe place first.

12. BE THERE IF THEY NEED TO TALK



Even when you've made a device as secure as you can, there's still a possibility of your child seeing something that bothers them, or someone they don't know attempting to contact them. If this happens, listen to their concerns, empathise and reassure them. Once they've explained what happened, you can decide if you should take further action like blocking or reporting another user.



National Online Safety

#WakeUpWednesday



www.nationalonlinesafety.com



@natonlinesafety



/NationalOnlineSafety



@nationalonlinesafety





Merry Christmas

